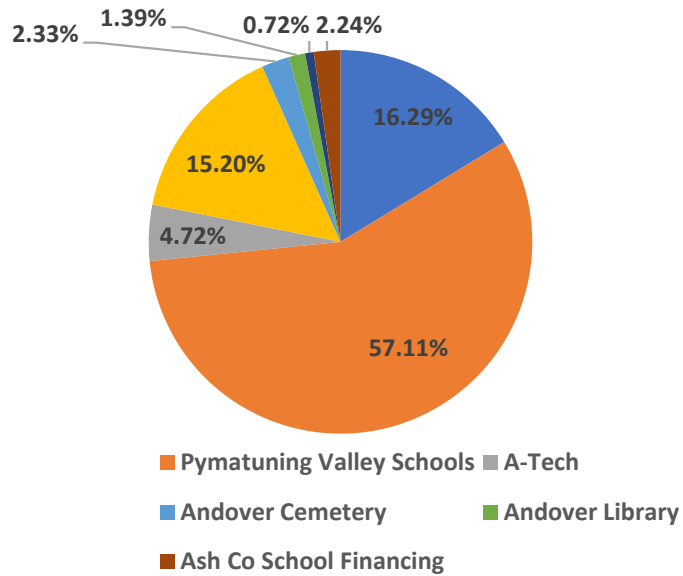


Andover Township District 01

| Subdivision | Total Res/Ag Eff Rate | % of total |
|---------------------------|-----------------------|----------------|
| County | 7.59491800 | 16.29% |
| Pymatuning Valley Schools | 26.63265400 | 57.11% |
| A-Tech | 2.20181200 | 4.72% |
| Township | 7.08872000 | 15.20% |
| Andover Cemetery | 1.08540000 | 2.33% |
| Andover Library | 0.64669200 | 1.39% |
| Metro Parks | 0.33806700 | 0.72% |
| Ash Co School Financing | 1.04306800 | 2.24% |
| Total | 46.63133100 | 100.00% |

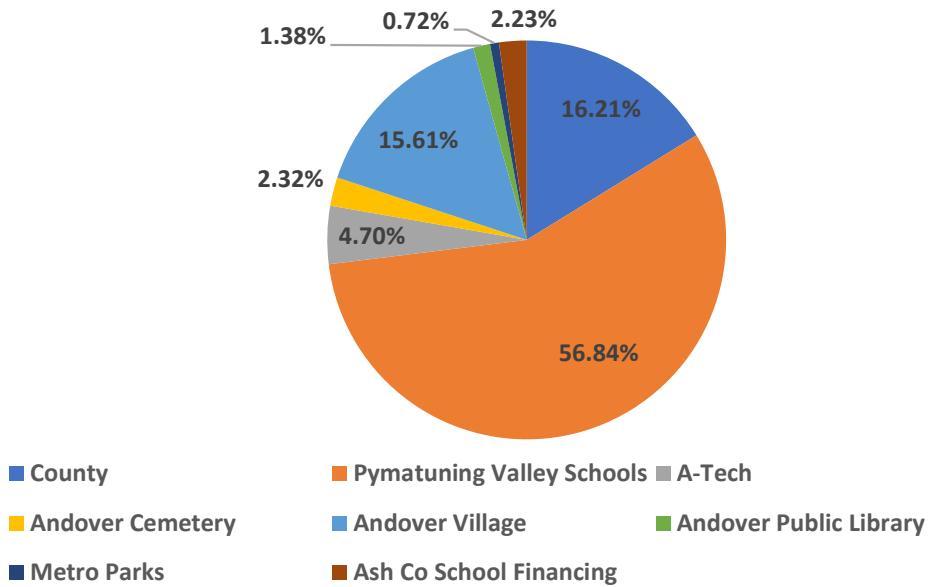
Tax Distribution Andover Twp



Andover Village District 02

| Subdivision | Total Res/Ag Eff Rate | % of total |
|---------------------------|-----------------------|----------------|
| County | 7.594918 | 16.21% |
| Pymatuning Valley Schools | 26.632654 | 56.84% |
| A-Tech | 2.201812 | 4.70% |
| Andover Cemetery | 1.0854 | 2.32% |
| Andover Village | 7.311681 | 15.61% |
| Andover Public Library | 0.646692 | 1.38% |
| Metro Parks | 0.338067 | 0.72% |
| Ash Co School Financing | 1.043068 | 2.23% |
| Total | 46.854292 | 100.00% |

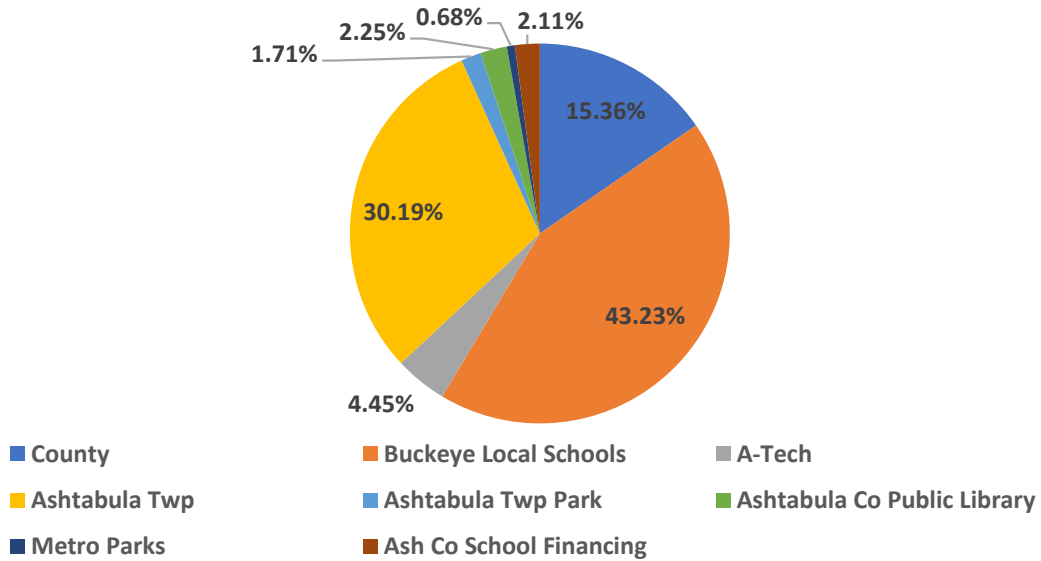
Tax Distribution Andover Village



Ashtabula Township District 03

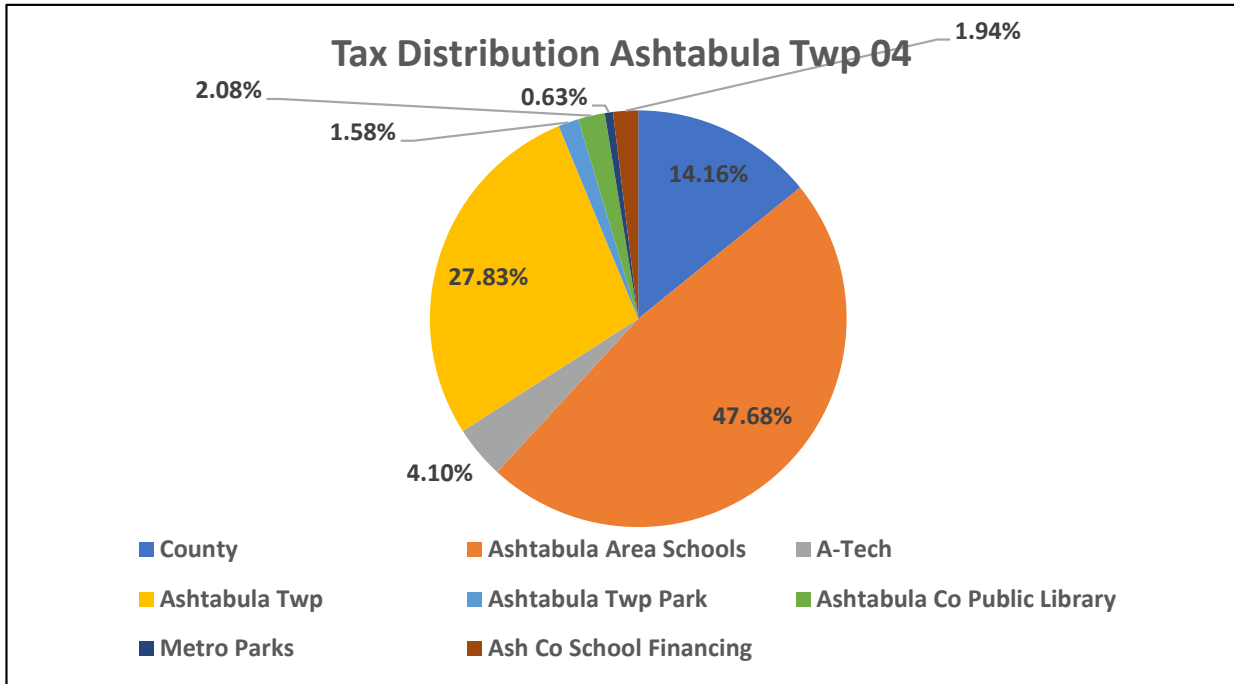
| Subdivision | Total Res/Ag Eff Rate | % of total |
|-----------------------------|-----------------------|----------------|
| County | 7.594918 | 15.36% |
| Buckeye Local Schools | 21.376896 | 43.23% |
| A-Tech | 2.201812 | 4.45% |
| Ashtabula Twp | 14.929121 | 30.19% |
| Ashtabula Twp Park | 0.847802 | 1.71% |
| Ashtabula Co Public Library | 1.114012 | 2.25% |
| Metro Parks | 0.338067 | 0.68% |
| Ash Co School Financing | 1.043068 | 2.11% |
| Total | 49.445696 | 100.00% |

Tax Distribution Ashtabula Twp 03



Ashtabula Township District 04

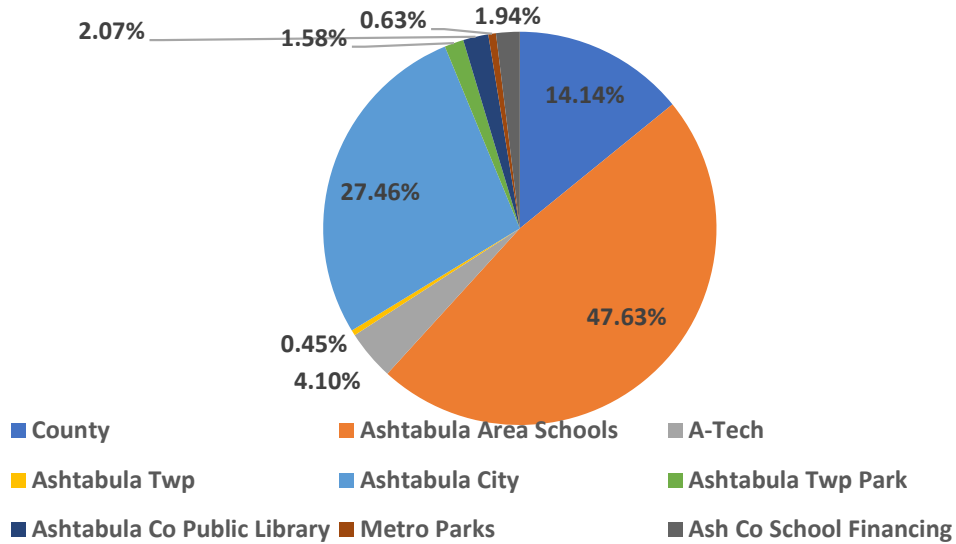
| Subdivision | Total Res/Ag Eff Rate | % of total |
|-----------------------------|-----------------------|----------------|
| County | 7.594918 | 14.16% |
| Ashtabula Area Schools | 25.580427 | 47.68% |
| A-Tech | 2.201812 | 4.10% |
| Ashtabula Twp | 14.929121 | 27.83% |
| Ashtabula Twp Park | 0.847802 | 1.58% |
| Ashtabula Co Public Library | 1.114012 | 2.08% |
| Metro Parks | 0.338067 | 0.63% |
| Ash Co School Financing | 1.043068 | 1.94% |
| Total | 53.649227 | 100.00% |



Ashtabula City District 05

| Subdivision | Total Res/Ag Eff Rate | % of total |
|-----------------------------|-----------------------|----------------|
| County | 7.59491800 | 14.14% |
| Ashtabula Area Schools | 25.58042700 | 47.63% |
| A-Tech | 2.20181200 | 4.10% |
| Ashtabula Twp | 0.24000000 | 0.45% |
| Ashtabula City | 14.75163600 | 27.46% |
| Ashtabula Twp Park | 0.84780200 | 1.58% |
| Ashtabula Co Public Library | 1.11401200 | 2.07% |
| Metro Parks | 0.33806700 | 0.63% |
| Ash Co School Financing | 1.04306800 | 1.94% |
| Total | 53.71174200 | 100.00% |

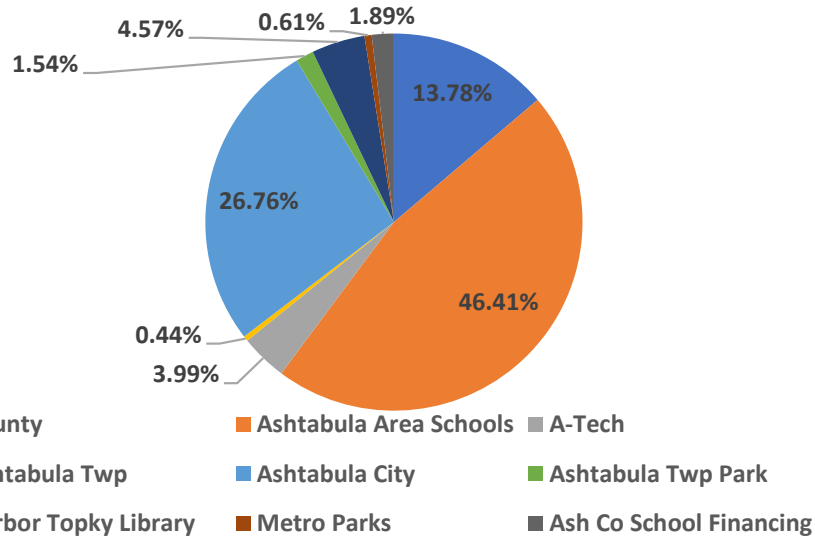
Tax Distribution Ashtabula City 05



Ashtabula City District 68 (Harbor Topky)

| Subdivision | Total Res/Ag Eff Rate | % of total |
|-------------------------|-----------------------|----------------|
| County | 7.59491800 | 13.78% |
| Ashtabula Area Schools | 25.58042700 | 46.41% |
| A-Tech | 2.20181200 | 3.99% |
| Ashtabula Twp | 0.24000000 | 0.44% |
| Ashtabula City | 14.75163600 | 26.76% |
| Ashtabula Twp Park | 0.84780200 | 1.54% |
| Harbor Topky Library | 2.52168600 | 4.57% |
| Metro Parks | 0.33806700 | 0.61% |
| Ash Co School Financing | 1.04306800 | 1.89% |
| Total | 55.11941600 | 100.00% |

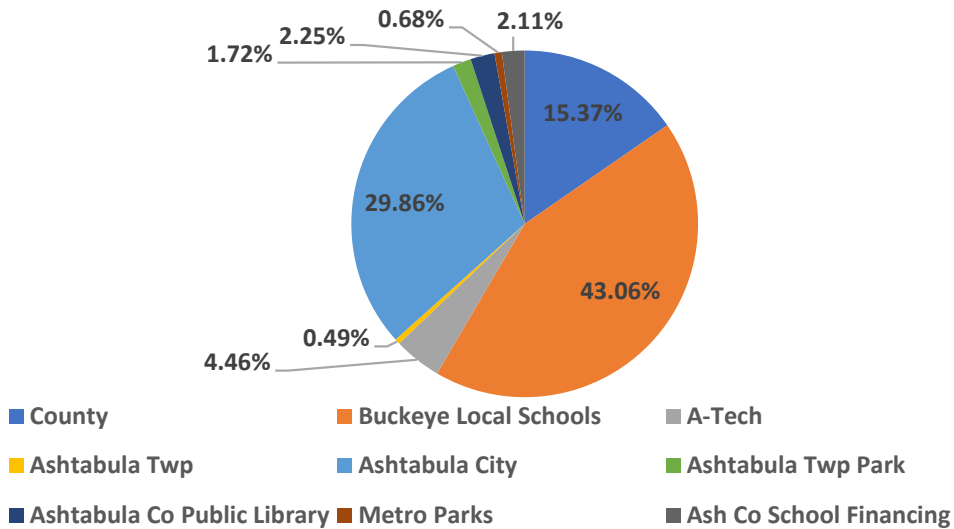
Tax distribution Ashtabula City 68



Ashtabula City District 06

| Subdivision | Total Res/Ag Eff Rate | % of total |
|-----------------------------|-----------------------|----------------|
| County | 7.59491800 | 15.37% |
| Buckeye Local Schools | 21.27689600 | 43.06% |
| A-Tech | 2.20181200 | 4.46% |
| Ashtabula Twp | 0.24000000 | 0.49% |
| Ashtabula City | 14.75163600 | 29.86% |
| Ashtabula Twp Park | 0.84780200 | 1.72% |
| Ashtabula Co Public Library | 1.11401200 | 2.25% |
| Metro Parks | 0.33806700 | 0.68% |
| Ash Co School Financing | 1.04306800 | 2.11% |
| Total | 49.40821100 | 100.00% |

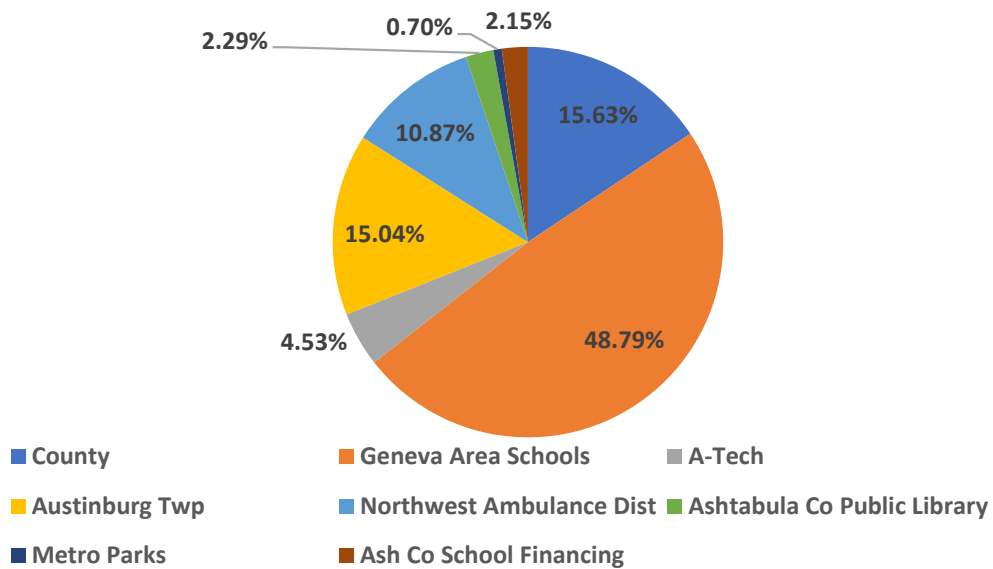
Tax Distribution Ashtabula City 06



Austinburg Township District 07

| Subdivision | Total Res/Ag Eff Rate | % of total |
|-----------------------------|-----------------------|----------------|
| County | 7.59491800 | 15.63% |
| Geneva Area Schools | 23.71137900 | 48.79% |
| A-Tech | 2.20181200 | 4.53% |
| Austinburg Twp | 7.30925500 | 15.04% |
| Northwest Ambulance Dist | 5.28374700 | 10.87% |
| Ashtabula Co Public Library | 1.11401200 | 2.29% |
| Metro Parks | 0.33806700 | 0.70% |
| Ash Co School Financing | 1.04306800 | 2.15% |
| Total | 48.59625800 | 100.00% |

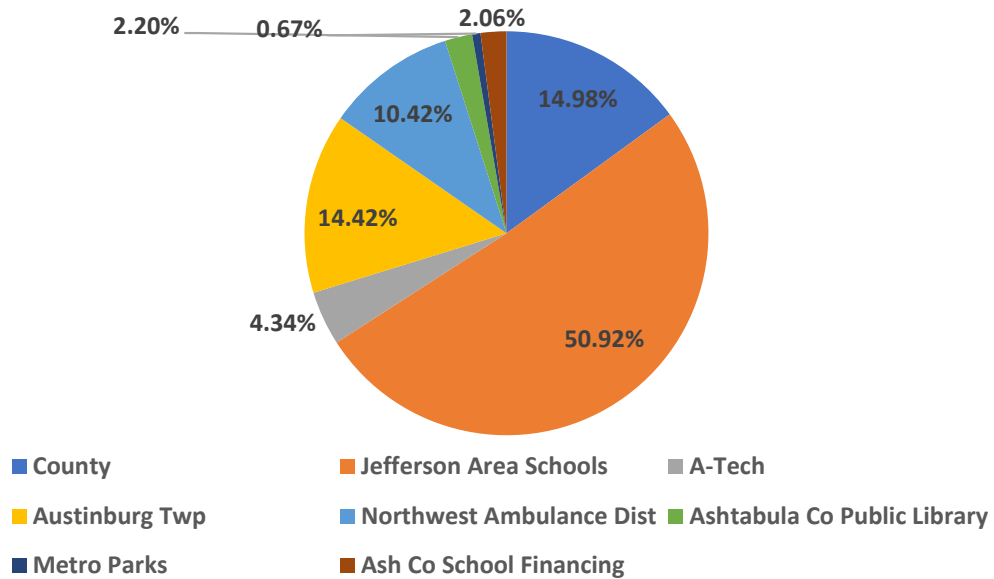
Tax Distribution Austinburg Twp 07



Austinburg Township District 08

| Subdivision | Total Res/Ag Eff Rate | % of total |
|-----------------------------|-----------------------|----------------|
| County | 7.59491800 | 14.98% |
| Jefferson Area Schools | 25.81588400 | 50.92% |
| A-Tech | 2.20181200 | 4.34% |
| Austinburg Twp | 7.30925500 | 14.42% |
| Northwest Ambulance Dist | 5.28374700 | 10.42% |
| Ashtabula Co Public Library | 1.11401200 | 2.20% |
| Metro Parks | 0.33806700 | 0.67% |
| Ash Co School Financing | 1.04306800 | 2.06% |
| Total | 50.70076300 | 100.00% |

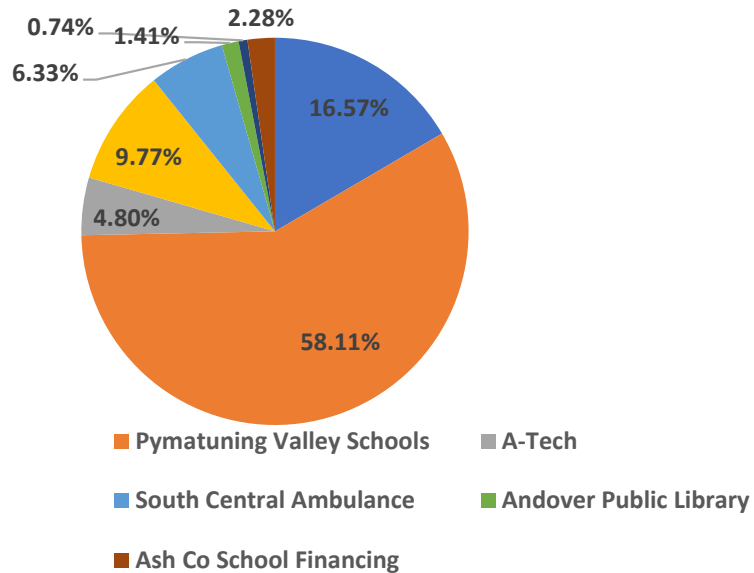
Tax Distribution Austinburg Twp 08



Cherry Valley Township District 09

| Subdivision | Total Res/Ag Eff Rate | % of total |
|---------------------------|-----------------------|----------------|
| County | 7.59491800 | 16.57% |
| Pymatuning Valley Schools | 26.63265400 | 58.11% |
| A-Tech | 2.20181200 | 4.80% |
| Cherry Valley Twp | 4.47602500 | 9.77% |
| South Central Ambulance | 2.89983800 | 6.33% |
| Andover Public Library | 0.64669200 | 1.41% |
| Metro Parks | 0.33806700 | 0.74% |
| Ash Co School Financing | 1.04306800 | 2.28% |
| Total | 45.83307400 | 100.00% |

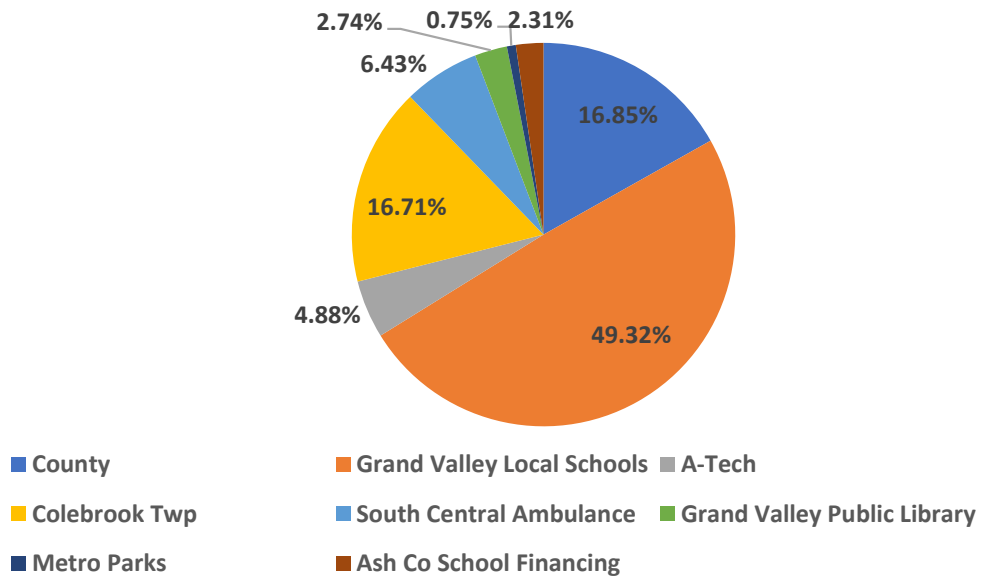
Tax Distribution Cherry Valley Twp



Colebrook Township District 10

| Subdivision | Total Res/Ag Eff Rate | % of total |
|-----------------------------|-----------------------|----------------|
| County | 7.59491800 | 16.85% |
| Grand Valley Local Schools | 22.23168700 | 49.32% |
| A-Tech | 2.20181200 | 4.88% |
| Colebrook Twp | 7.53231200 | 16.71% |
| South Central Ambulance | 2.89983800 | 6.43% |
| Grand Valley Public Library | 1.23298200 | 2.74% |
| Metro Parks | 0.33806700 | 0.75% |
| Ash Co School Financing | 1.04306800 | 2.31% |
| Total | 45.07468400 | 100.00% |

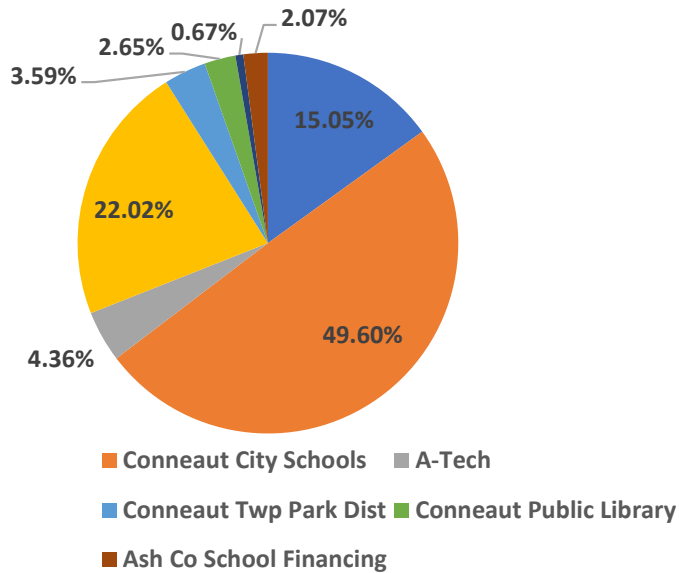
Tax Distribution Colebrook Twp



Conneaut City District 12

| Subdivision | Total Res/Ag Eff Rate | % of total |
|-------------------------|-----------------------|----------------|
| County | 7.59491800 | 15.05% |
| Conneaut City Schools | 25.03872000 | 49.60% |
| A-Tech | 2.20181200 | 4.36% |
| Conneaut City | 11.11445400 | 22.02% |
| Conneaut Twp Park Dist | 1.80977200 | 3.59% |
| Conneaut Public Library | 1.33936500 | 2.65% |
| Metro Parks | 0.33806700 | 0.67% |
| Ash Co School Financing | 1.04306800 | 2.07% |
| Total | 50.48017600 | 100.00% |

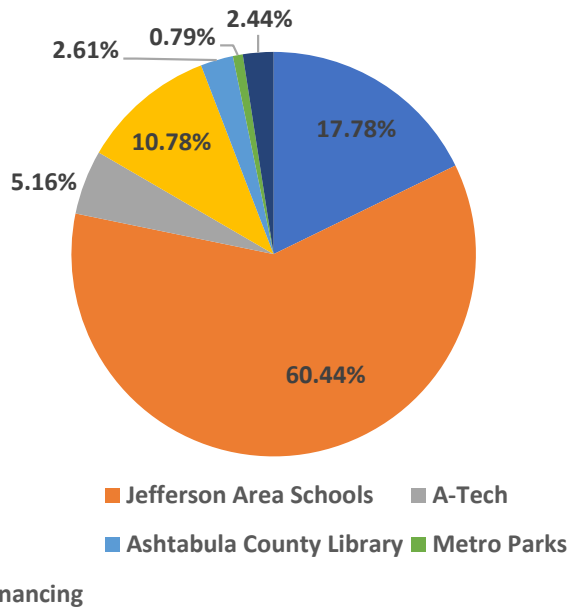
Tax Distribution Conneaut



Denmark Township District 14

| Subdivision | Total Res/Ag Eff Rate | % of total |
|--------------------------|-----------------------|----------------|
| County | 7.59491800 | 17.78% |
| Jefferson Area Schools | 25.81588400 | 60.44% |
| A-Tech | 2.20181200 | 5.16% |
| Denmark Twp | 4.60393600 | 10.78% |
| Ashtabula County Library | 1.11401200 | 2.61% |
| Metro Parks | 0.33806700 | 0.79% |
| Ash Co School Financing | 1.04306800 | 2.44% |
| Total | 42.71169700 | 100.00% |

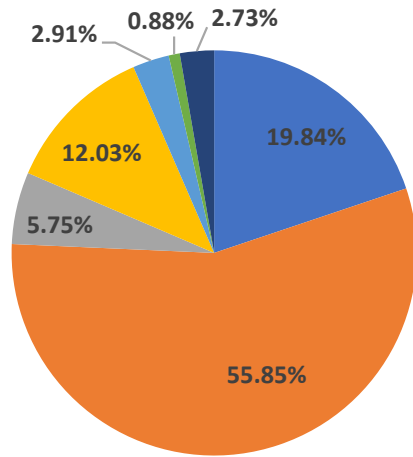
Tax Distribution Denmark Twp 14



Denmark Township District 15

| Subdivision | Total Res/Ag Eff Rate | % of total |
|--------------------------|-----------------------|----------------|
| County | 7.59491800 | 19.84% |
| Buckeye Local Schools | 21.37689600 | 55.85% |
| A-Tech | 2.20181200 | 5.75% |
| Denmark Twp | 4.60393600 | 12.03% |
| Ashtabula County Library | 1.11401200 | 2.91% |
| Metro Parks | 0.33806700 | 0.88% |
| Ash Co School Financing | 1.04306800 | 2.73% |
| Total | 38.27270900 | 100.00% |

Tax Distribution Denmark Twp 15

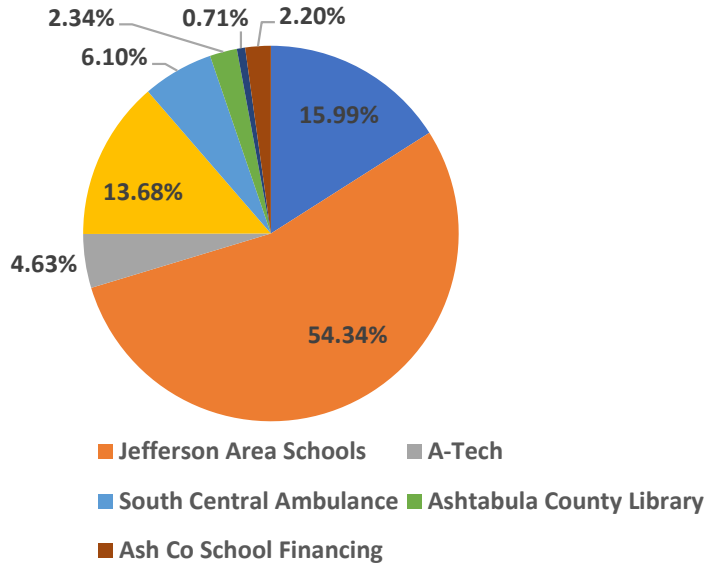


- County
- Buckeye Local Schools
- A-Tech
- Denmark Twp
- Ashtabula County Library
- Metro Parks
- Ash Co School Financing

Dorset Township District 16

| Subdivision | Total Res/Ag Eff Rate | % of total |
|--------------------------|-----------------------|----------------|
| County | 7.59491800 | 15.99% |
| Jefferson Area Schools | 25.81588400 | 54.34% |
| A-Tech | 2.20181200 | 4.63% |
| Dorset Twp | 6.50119000 | 13.68% |
| South Central Ambulance | 2.89983800 | 6.10% |
| Ashtabula County Library | 1.11401200 | 2.34% |
| Metro Parks | 0.33806700 | 0.71% |
| Ash Co School Financing | 1.04306800 | 2.20% |
| Total | 47.50878900 | 100.00% |

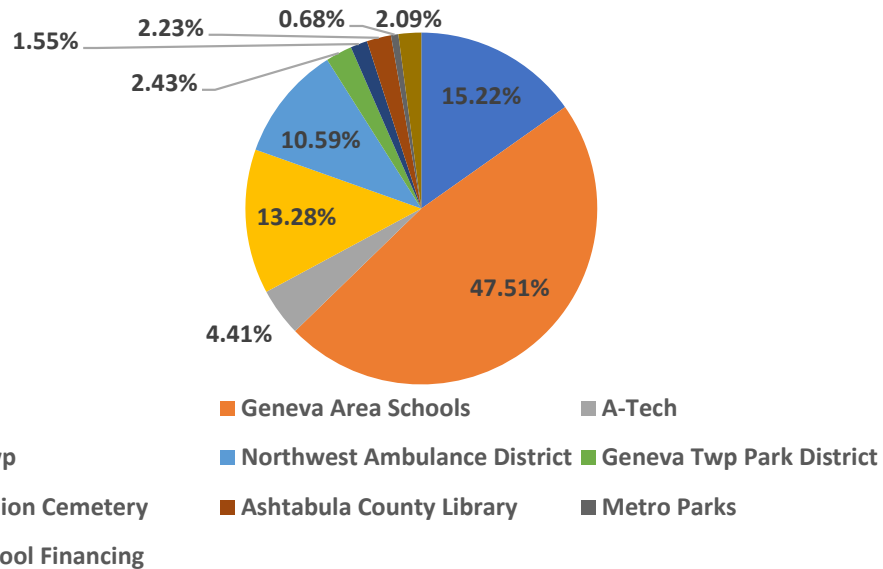
Tax Distribution Dorset Twp



Geneva Township District 17

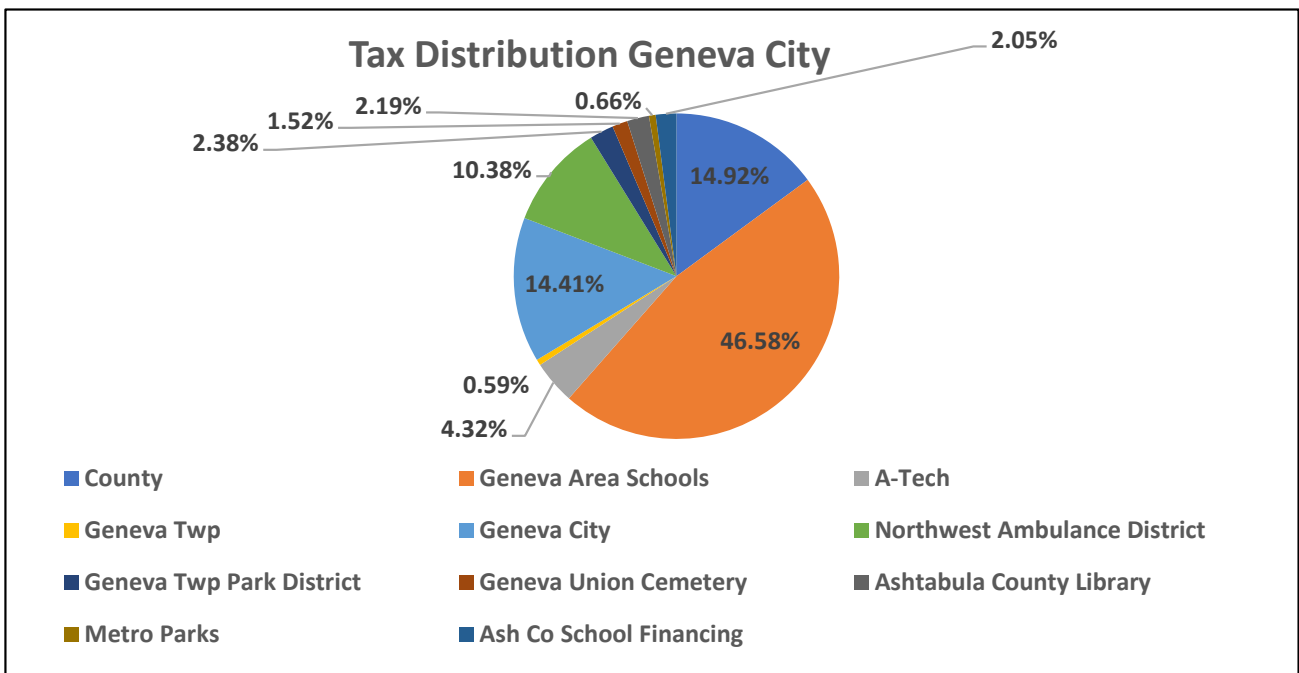
| Subdivision | Total Res/Ag Eff Rate | % of total |
|------------------------------|-----------------------|----------------|
| County | 7.59491800 | 15.22% |
| Geneva Area Schools | 23.71137900 | 47.51% |
| A-Tech | 2.20181200 | 4.41% |
| Geneva Twp | 6.62952000 | 13.28% |
| Northwest Ambulance District | 5.28374700 | 10.59% |
| Geneva Twp Park District | 1.21224200 | 2.43% |
| Geneva Union Cemetery | 0.77438300 | 1.55% |
| Ashtabula County Library | 1.11401200 | 2.23% |
| Metro Parks | 0.33806700 | 0.68% |
| Ash Co School Financing | 1.04306800 | 2.09% |
| Total | 49.90314800 | 100.00% |

Tax Distribution Geneva Twp



Geneva City District 20

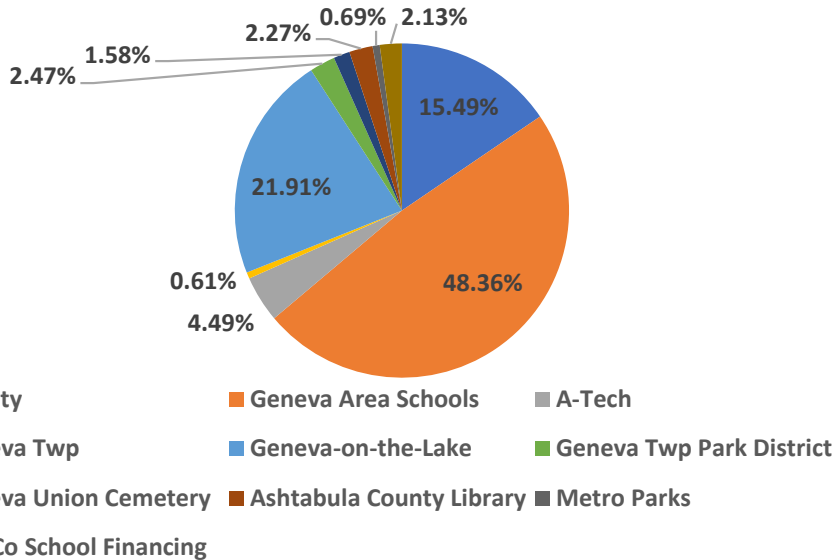
| Subdivision | Total Res/Ag Eff Rate | % of total |
|------------------------------|-----------------------|----------------|
| County | 7.59491800 | 14.92% |
| Geneva Area Schools | 23.71137900 | 46.58% |
| A-Tech | 2.20181200 | 4.32% |
| Geneva Twp | 0.30000000 | 0.59% |
| Geneva City | 7.33596900 | 14.41% |
| Northwest Ambulance District | 5.28374700 | 10.38% |
| Geneva Twp Park District | 1.21224200 | 2.38% |
| Geneva Union Cemetery | 0.77438300 | 1.52% |
| Ashtabula County Library | 1.11401200 | 2.19% |
| Metro Parks | 0.33806700 | 0.66% |
| Ash Co School Financing | 1.04306800 | 2.05% |
| Total | 50.90959700 | 100.00% |



Geneva-on-the-Lake Village District 21

| Subdivision | Total Res/Ag Eff Rate | % of total |
|--------------------------|-----------------------|----------------|
| County | 7.59491800 | 15.49% |
| Geneva Area Schools | 23.71137900 | 48.36% |
| A-Tech | 2.20181200 | 4.49% |
| Geneva Twp | 0.30000000 | 0.61% |
| Geneva-on-the-Lake | 10.74213900 | 21.91% |
| Geneva Twp Park District | 1.21224200 | 2.47% |
| Geneva Union Cemetery | 0.77438300 | 1.58% |
| Ashtabula County Library | 1.11401200 | 2.27% |
| Metro Parks | 0.33806700 | 0.69% |
| Ash Co School Financing | 1.04306800 | 2.13% |
| Total | 49.03202000 | 100.00% |

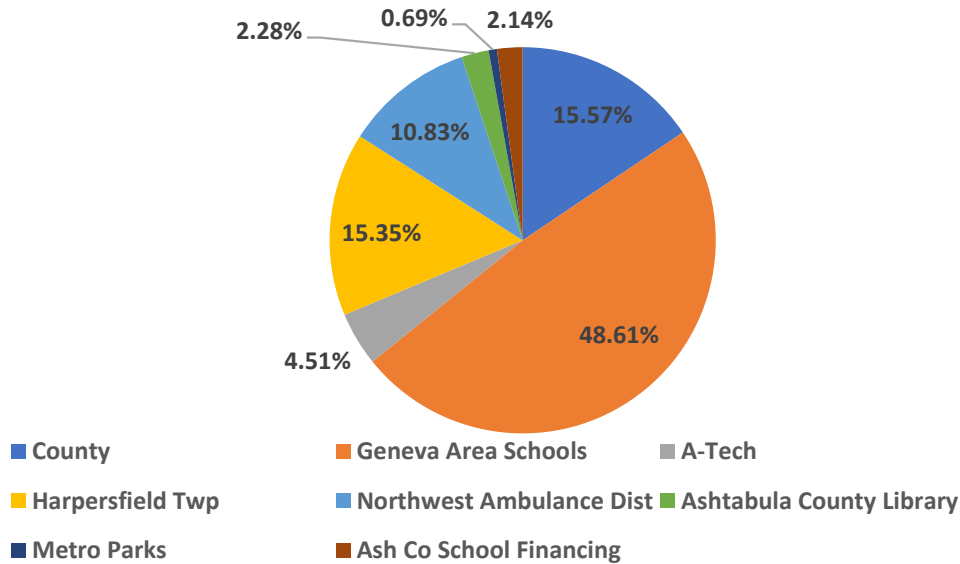
Tax Distribution Geneva-on-the-Lake



Harpersfield Township District 22

| Subdivision | Total Res/Ag Eff Rate | % of total |
|--------------------------|-----------------------|----------------|
| County | 7.59491800 | 15.57% |
| Geneva Area Schools | 23.71137900 | 48.61% |
| A-Tech | 2.20181200 | 4.51% |
| Harpersfield Twp | 7.48964100 | 15.35% |
| Northwest Ambulance Dist | 5.28374700 | 10.83% |
| Ashtabula County Library | 1.11401200 | 2.28% |
| Metro Parks | 0.33806700 | 0.69% |
| Ash Co School Financing | 1.04306800 | 2.14% |
| Total | 48.77664400 | 100.00% |

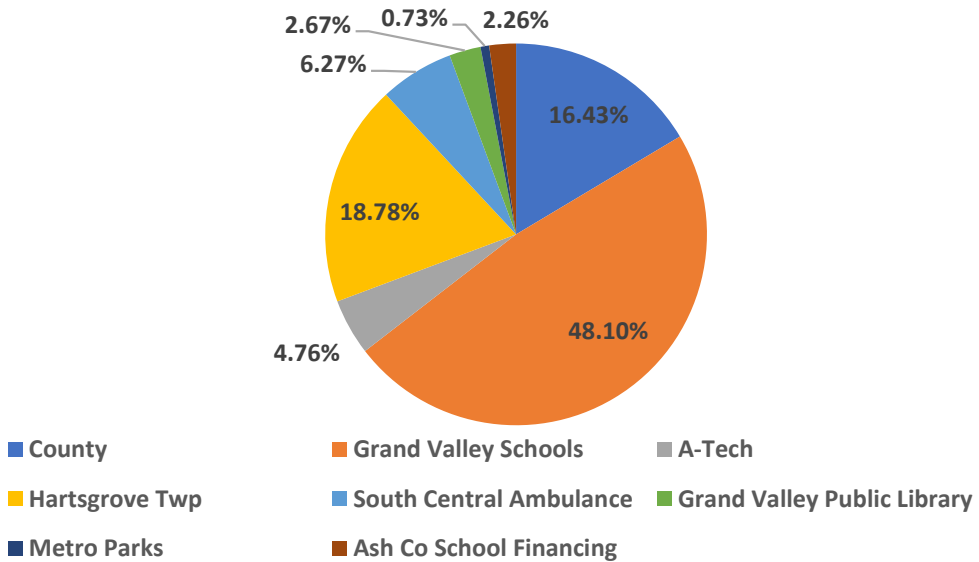
Tax Distribution Harpersfield Twp



Hartsgrove Township District 24

| Subdivision | Total Res/Ag Eff Rate | % of total |
|-----------------------------|-----------------------|----------------|
| County | 7.59491800 | 16.43% |
| Grand Valley Schools | 22.23168700 | 48.10% |
| A-Tech | 2.20181200 | 4.76% |
| Hartsgrove Twp | 8.68050200 | 18.78% |
| South Central Ambulance | 2.89983800 | 6.27% |
| Grand Valley Public Library | 1.23298200 | 2.67% |
| Metro Parks | 0.33806700 | 0.73% |
| Ash Co School Financing | 1.04306800 | 2.26% |
| Total | 46.22287400 | 100.00% |

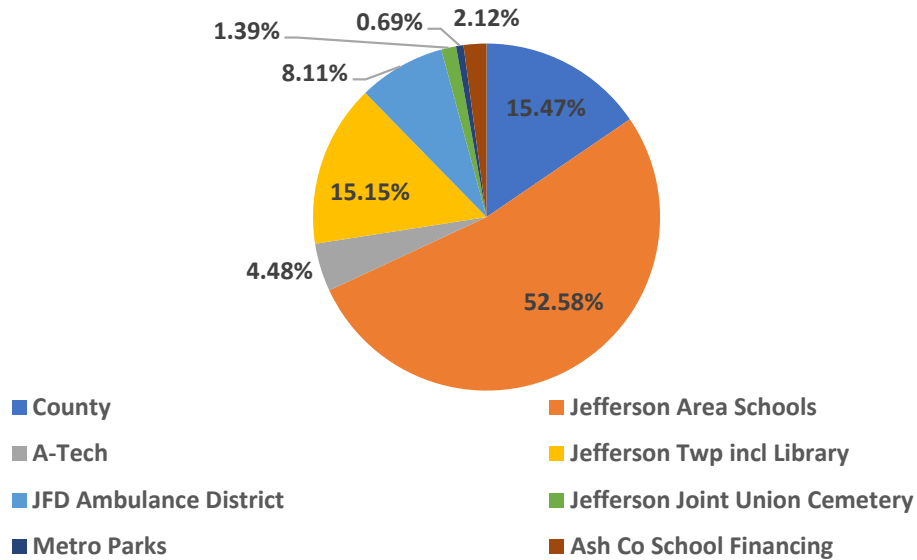
Tax Distribution Hartsgrove Twp



Jefferson Township District 25

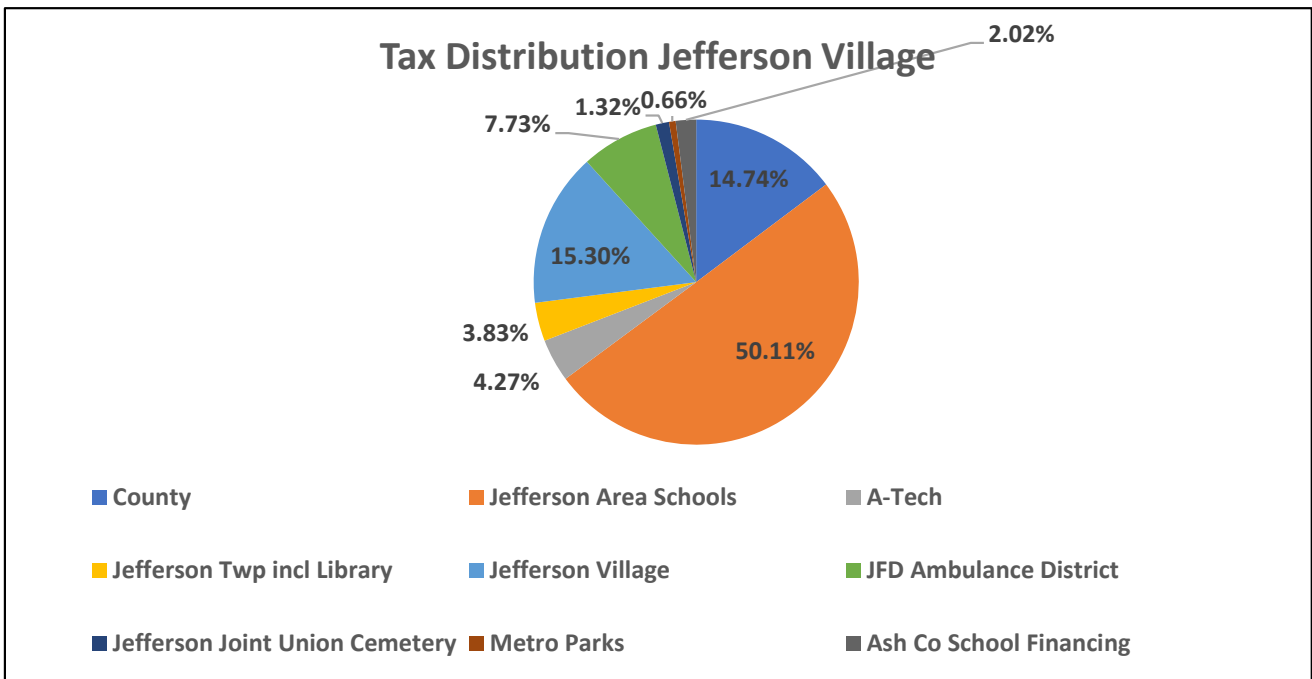
| Subdivision | Total Res/Ag Eff Rate | % of total |
|--------------------------------|-----------------------|----------------|
| County | 7.59491800 | 15.47% |
| Jefferson Area Schools | 25.81588400 | 52.58% |
| A-Tech | 2.20181200 | 4.48% |
| Jefferson Twp incl Library | 7.43813200 | 15.15% |
| JFD Ambulance District | 3.98094900 | 8.11% |
| Jefferson Joint Union Cemetery | 0.68125700 | 1.39% |
| Metro Parks | 0.33806700 | 0.69% |
| Ash Co School Financing | 1.04306800 | 2.12% |
| Total | 49.09408700 | 100.00% |

Tax Distribution Jefferson Twp



Jefferson Village District 26

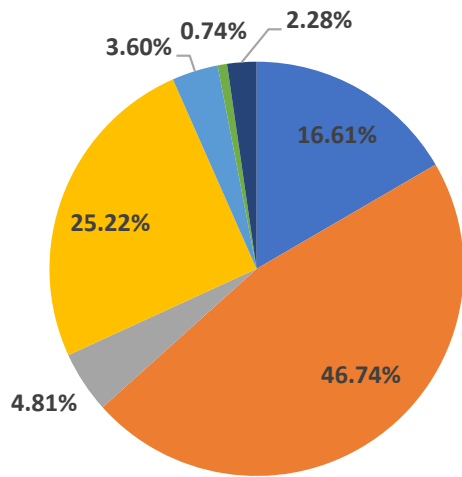
| Subdivision | Total Res/Ag Eff Rate | % of total |
|--------------------------------|-----------------------|----------------|
| County | 7.59491800 | 14.74% |
| Jefferson Area Schools | 25.81588400 | 50.11% |
| A-Tech | 2.20181200 | 4.27% |
| Jefferson Twp incl Library | 1.97516500 | 3.83% |
| Jefferson Village | 7.88335200 | 15.30% |
| JFD Ambulance District | 3.98094900 | 7.73% |
| Jefferson Joint Union Cemetery | 0.68125700 | 1.32% |
| Metro Parks | 0.33806700 | 0.66% |
| Ash Co School Financing | 1.04306800 | 2.02% |
| Total | 51.51447200 | 100.00% |



Kingsville Township District 27

| Subdivision | Total Res/Ag Eff Rate | % of total |
|---------------------------|-----------------------|----------------|
| County | 7.59491800 | 16.61% |
| Buckeye Local Schools | 21.37689600 | 46.74% |
| A-Tech | 2.20181200 | 4.81% |
| Kingsville Twp | 11.53580400 | 25.22% |
| Kingsville Public Library | 1.64652200 | 3.60% |
| Metro Parks | 0.33806700 | 0.74% |
| Ash Co School Financing | 1.04306800 | 2.28% |
| Total | 45.73708700 | 100.00% |

Tax Distribution Kingsville Twp 27

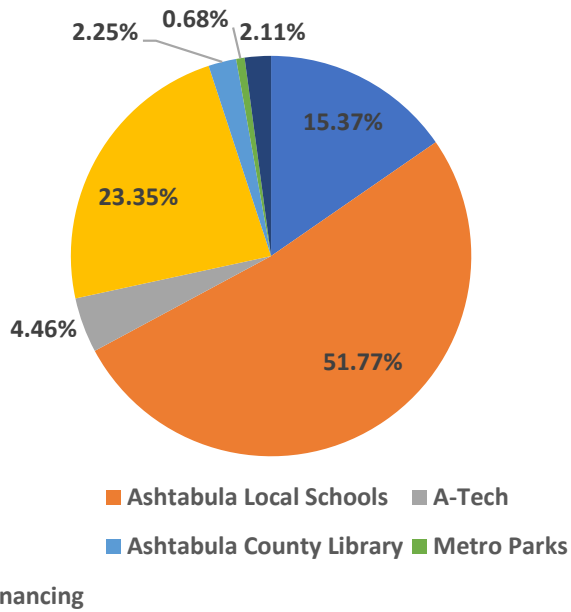


- County
- Buckeye Local Schools
- A-Tech
- Kingsville Twp
- Kingsville Public Library
- Metro Parks
- Ash Co School Financing

Kingsville Township District 64

| Subdivision | Total Res/Ag Eff Rate | % of total |
|--------------------------|-----------------------|----------------|
| County | 7.59491800 | 15.37% |
| Ashtabula Local Schools | 25.58042700 | 51.77% |
| A-Tech | 2.20181200 | 4.46% |
| Kingsville Twp | 11.53580400 | 23.35% |
| Ashtabula County Library | 1.11401200 | 2.25% |
| Metro Parks | 0.33806700 | 0.68% |
| Ash Co School Financing | 1.04306800 | 2.11% |
| Total | 49.40810800 | 100.00% |

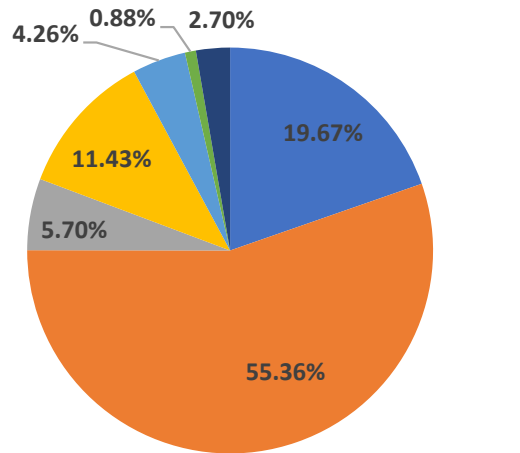
Tax Distribution Kingsville Twp 64



North Kingsville Village District 28

| Subdivision | Total Res/Ag Eff Rate | % of total |
|---------------------------|-----------------------|----------------|
| County | 7.59491800 | 19.67% |
| Buckeye Local Schools | 21.37689600 | 55.36% |
| A-Tech | 2.20181200 | 5.70% |
| N Kingsville Village | 4.41545400 | 11.43% |
| Kingsville Public Library | 1.64652200 | 4.26% |
| Metro Parks | 0.33806700 | 0.88% |
| Ash Co School Financing | 1.04306800 | 2.70% |
| Total | 38.61673700 | 100.00% |

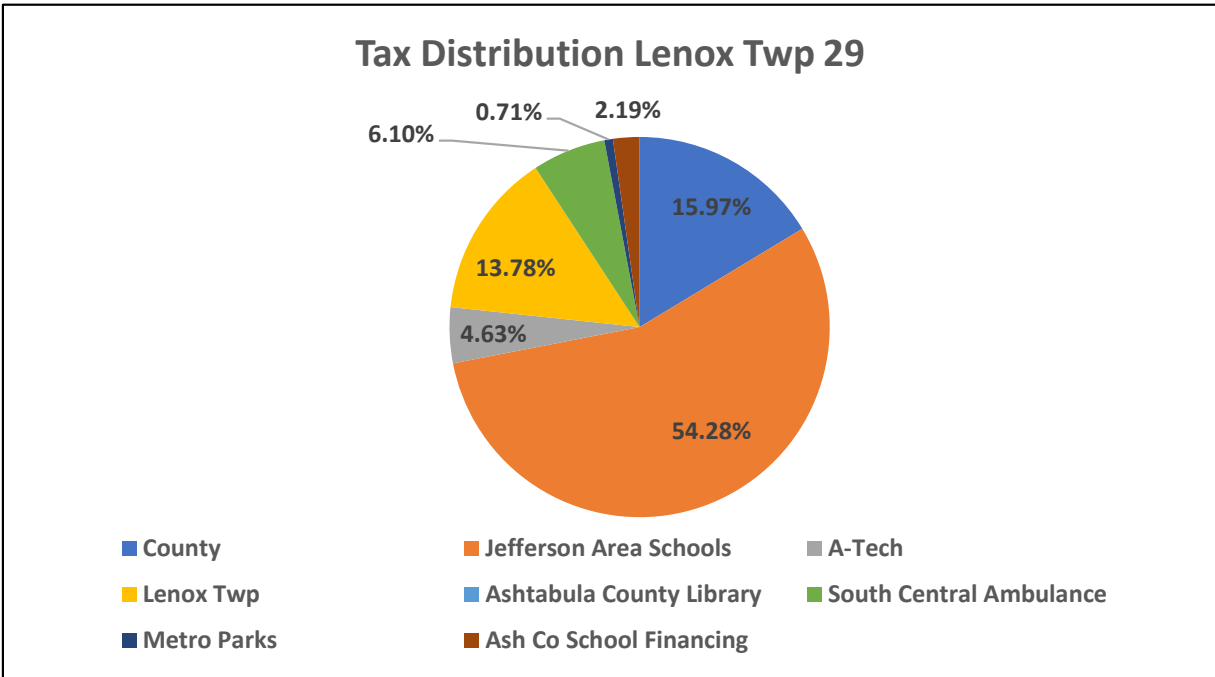
Tax Distribution North Kingsville Village



- County
- Buckeye Local Schools
- A-Tech
- N Kingsville Village
- Kingsville Public Library
- Metro Parks
- Ash Co School Financing

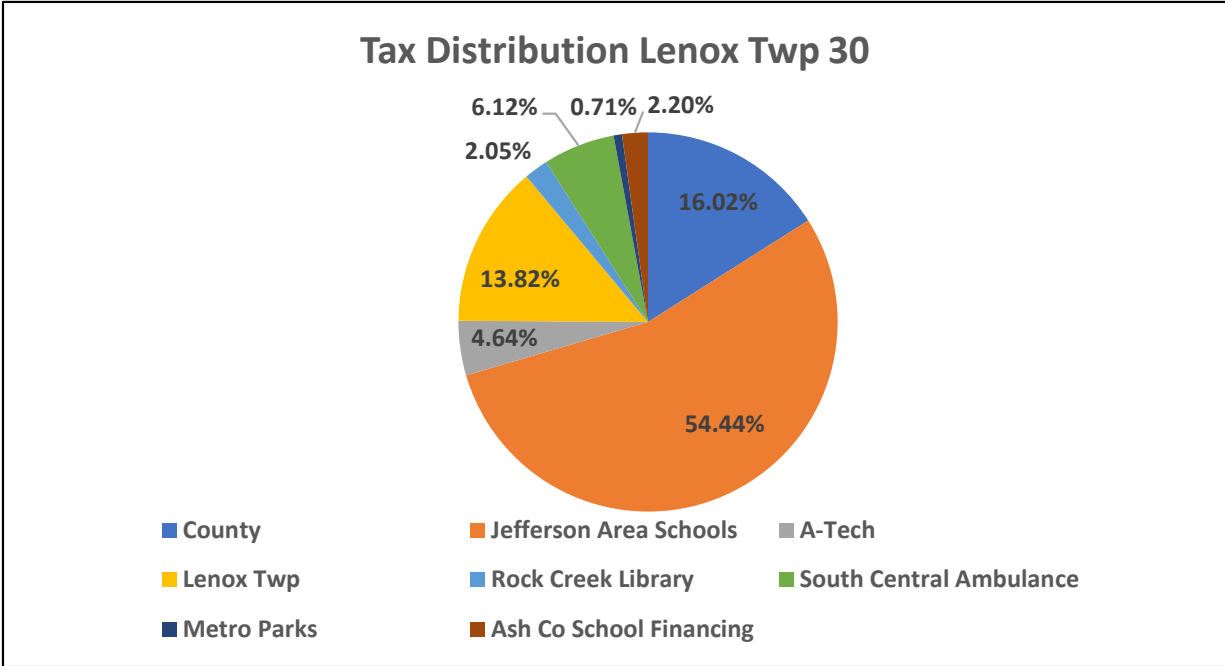
Lenox Township District 29

| Subdivision | Total Res/Ag Eff Rate | % of total |
|--------------------------|-----------------------|---------------|
| County | 7.59491800 | 15.97% |
| Jefferson Area Schools | 25.81588400 | 54.28% |
| A-Tech | 2.20181200 | 4.63% |
| Lenox Twp | 6.55141300 | 13.78% |
| Ashtabula County Library | 1.11401200 | 2.19% |
| South Central Ambulance | 2.89983800 | 6.10% |
| Metro Parks | 0.33806700 | 0.71% |
| Ash Co School Financing | 1.04306800 | 2.19% |
| Total | 47.55901200 | 97.66% |



Lenox Township District 30

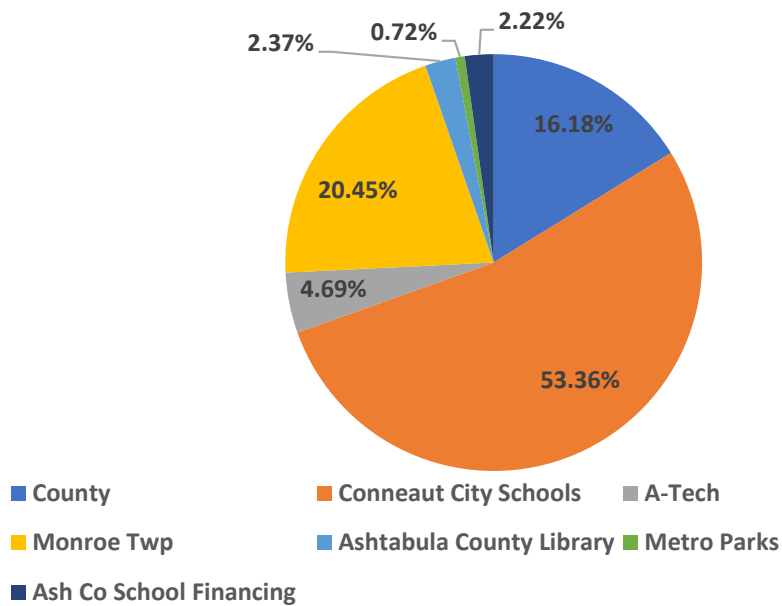
| Subdivision | Total Res/Ag Eff Rate | % of total |
|-------------------------|-----------------------|----------------|
| County | 7.59491800 | 16.02% |
| Jefferson Area Schools | 25.81588400 | 54.44% |
| A-Tech | 2.20181200 | 4.64% |
| Lenox Twp | 6.55141300 | 13.82% |
| Rock Creek Library | 0.97440300 | 2.05% |
| South Central Ambulance | 2.89983800 | 6.12% |
| Metro Parks | 0.33806700 | 0.71% |
| Ash Co School Financing | 1.04306800 | 2.20% |
| Total | 47.41940300 | 100.00% |



Monroe Township District 31

| Subdivision | Total Res/Ag Eff Rate | % of total |
|--------------------------|-----------------------|----------------|
| County | 7.59491800 | 16.18% |
| Conneaut City Schools | 25.03872000 | 53.36% |
| A-Tech | 2.20181200 | 4.69% |
| Monroe Twp | 9.59787700 | 20.45% |
| Ashtabula County Library | 1.11401200 | 2.37% |
| Metro Parks | 0.33806700 | 0.72% |
| Ash Co School Financing | 1.04306800 | 2.22% |
| Total | 46.92847400 | 100.00% |

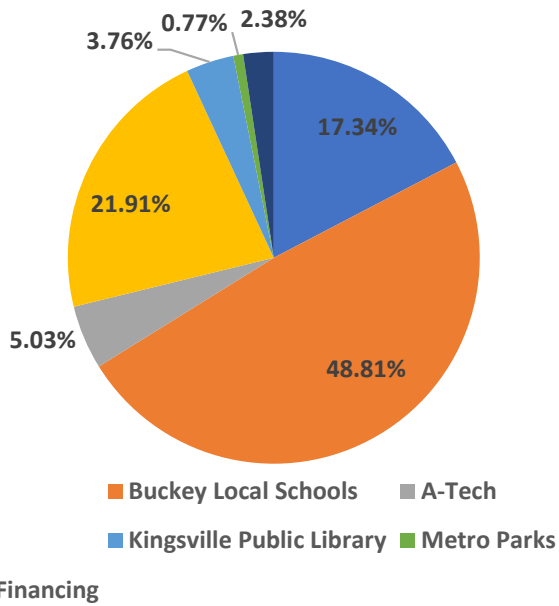
Tax Distribution Monroe Twp 31



Monroe Township District 32

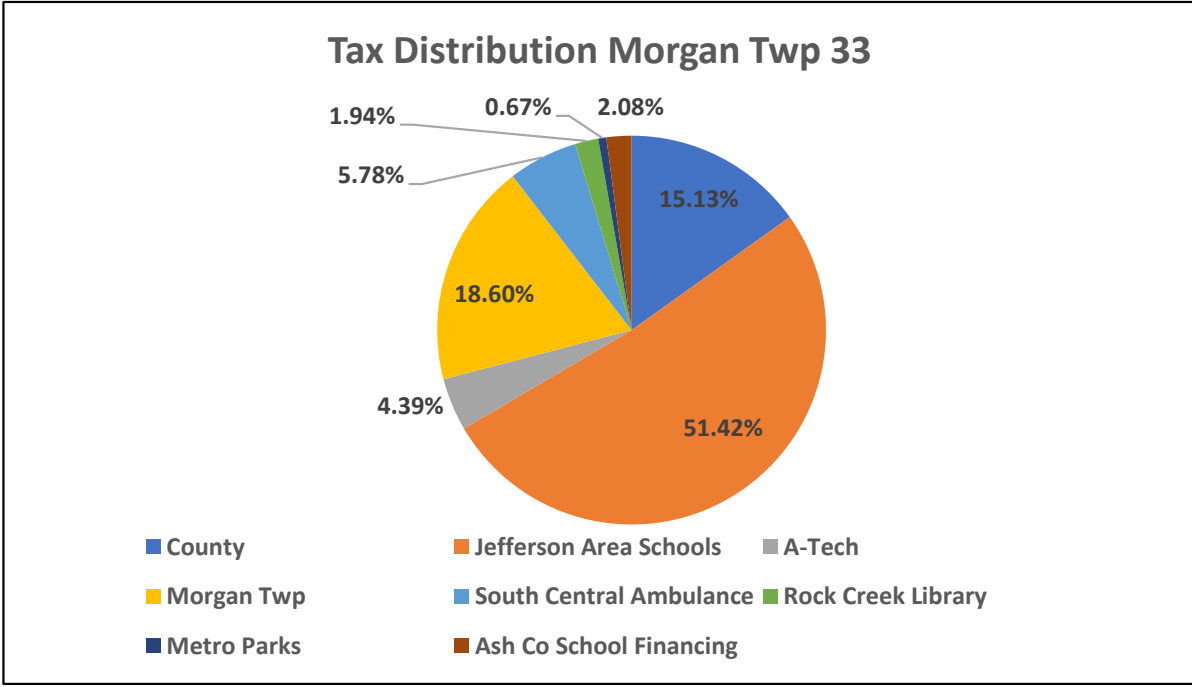
| Subdivision | Total Res/Ag Eff Rate | % of total |
|---------------------------|-----------------------|----------------|
| County | 7.59491800 | 17.34% |
| Buckey Local Schools | 21.37689600 | 48.81% |
| A-Tech | 2.20181200 | 5.03% |
| Monroe Twp | 9.59787700 | 21.91% |
| Kingsville Public Library | 1.64652200 | 3.76% |
| Metro Parks | 0.33806700 | 0.77% |
| Ash Co School Financing | 1.04306800 | 2.38% |
| Total | 43.79916000 | 100.00% |

Tax Distribution Monroe Twp 32



Morgan Township District 33

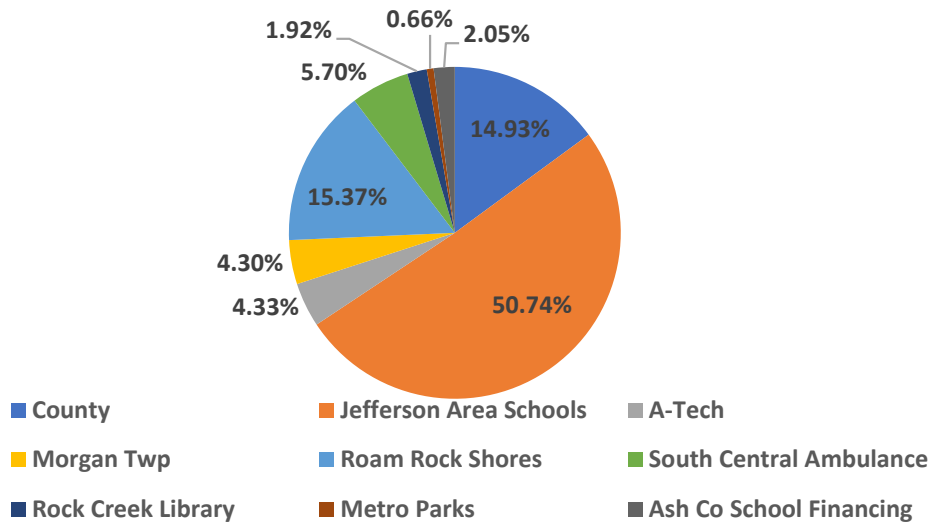
| Subdivision | Total Res/Ag Eff Rate | % of total |
|-------------------------|-----------------------|----------------|
| County | 7.59491800 | 15.13% |
| Jefferson Area Schools | 25.81588400 | 51.42% |
| A-Tech | 2.20181200 | 4.39% |
| Morgan Twp | 9.33928300 | 18.60% |
| South Central Ambulance | 2.89983800 | 5.78% |
| Rock Creek Library | 0.97440300 | 1.94% |
| Metro Parks | 0.33806700 | 0.67% |
| Ash Co School Financing | 1.04306800 | 2.08% |
| Total | 50.20727300 | 100.00% |



Morgan Township/Roam Rock Shores Tax District 65

| Subdivision | Total Res/Ag Eff Rate | % of total |
|-------------------------|-----------------------|----------------|
| County | 7.59491800 | 14.93% |
| Jefferson Area Schools | 25.81588400 | 50.74% |
| A-Tech | 2.20181200 | 4.33% |
| Morgan Twp | 2.18677500 | 4.30% |
| Roam Rock Shores | 7.81969900 | 15.37% |
| South Central Ambulance | 2.89983800 | 5.70% |
| Rock Creek Library | 0.97440300 | 1.92% |
| Metro Parks | 0.33806700 | 0.66% |
| Ash Co School Financing | 1.04306800 | 2.05% |
| Total | 50.87446400 | 100.00% |

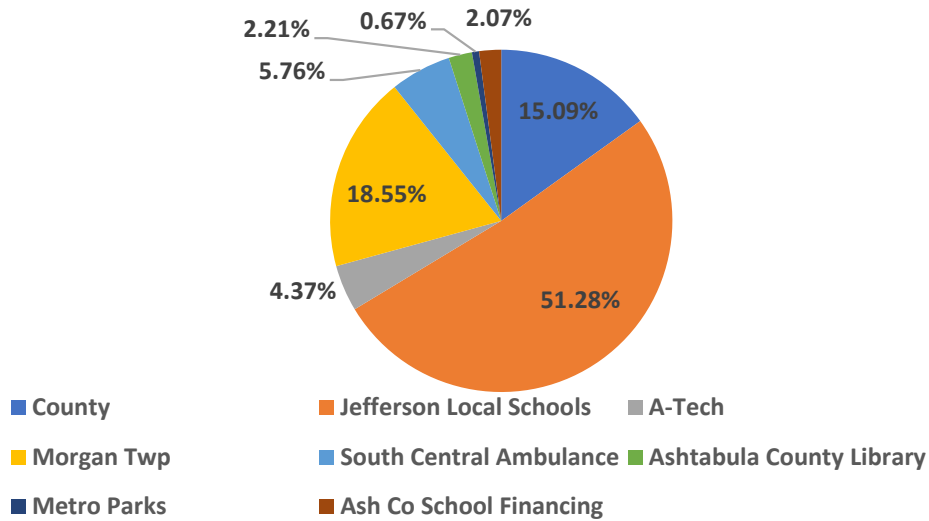
Tax Distribution Morgan Twp/Roam Rock Shores



Morgan Township District 34

| Subdivision | Total Res/Ag Eff Rate | % of total |
|--------------------------|-----------------------|----------------|
| County | 7.59491800 | 15.09% |
| Jefferson Local Schools | 25.81588400 | 51.28% |
| A-Tech | 2.20181200 | 4.37% |
| Morgan Twp | 9.33928300 | 18.55% |
| South Central Ambulance | 2.89983800 | 5.76% |
| Ashtabula County Library | 1.11401200 | 2.21% |
| Metro Parks | 0.33806700 | 0.67% |
| Ash Co School Financing | 1.04306800 | 2.07% |
| Total | 50.34688200 | 100.00% |

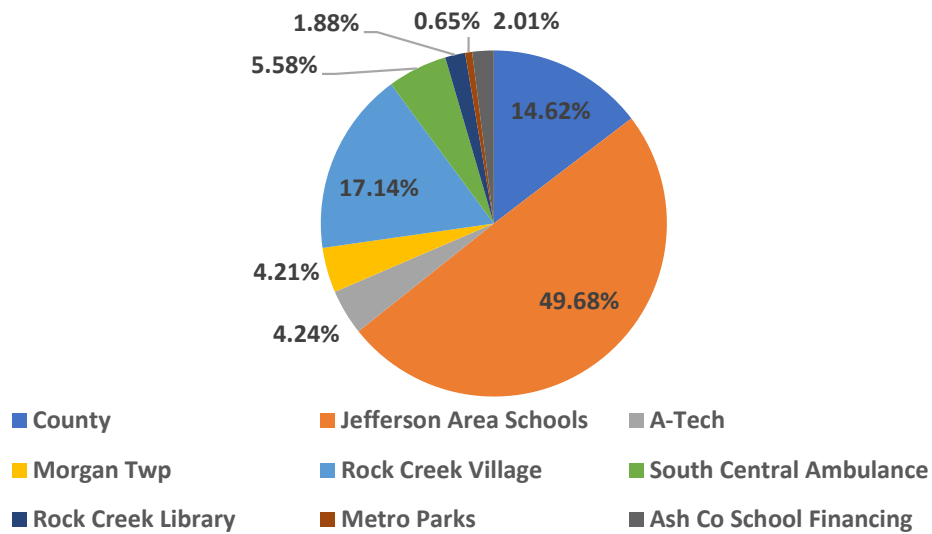
Tax Distribution Morgan Twp 34



Rock Creek Village District 35

| Subdivision | Total Res/Ag Eff Rate | % of total |
|-------------------------|-----------------------|----------------|
| County | 7.59491800 | 14.62% |
| Jefferson Area Schools | 25.81588400 | 49.68% |
| A-Tech | 2.20181200 | 4.24% |
| Morgan Twp | 2.18677500 | 4.21% |
| Rock Creek Village | 8.90812100 | 17.14% |
| South Central Ambulance | 2.89983800 | 5.58% |
| Rock Creek Library | 0.97440300 | 1.88% |
| Metro Parks | 0.33806700 | 0.65% |
| Ash Co School Financing | 1.04306800 | 2.01% |
| Total | 51.96288600 | 100.00% |

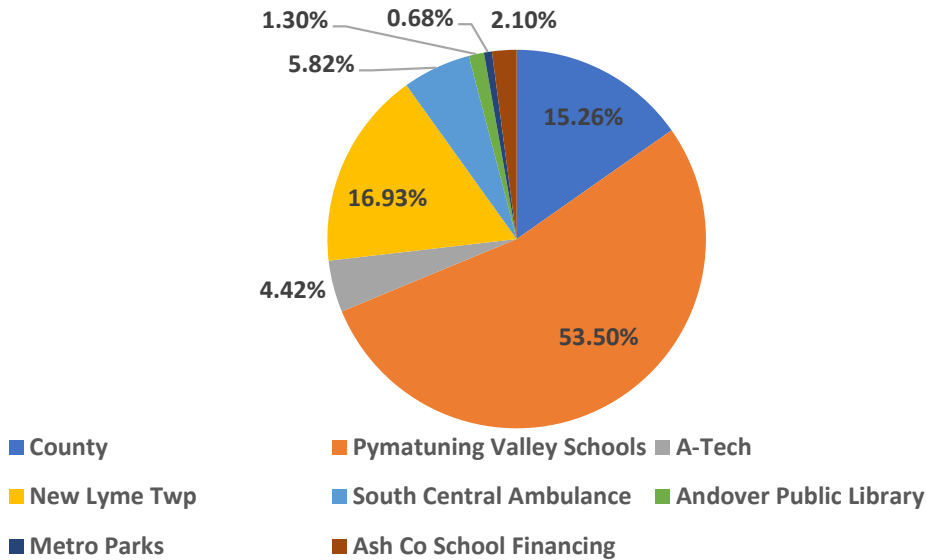
Tax Distribution Rock Creek Village



New Lyme Township District 36

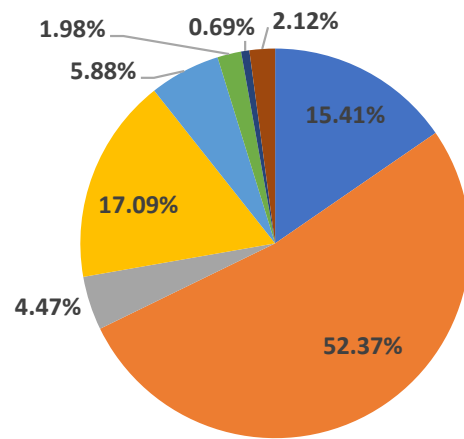
| Subdivision | Total Res/Ag Eff Rate | % of total |
|---------------------------|-----------------------|----------------|
| County | 7.59491800 | 15.26% |
| Pymatuning Valley Schools | 26.63265400 | 53.50% |
| A-Tech | 2.20181200 | 4.42% |
| New Lyme Twp | 8.42662500 | 16.93% |
| South Central Ambulance | 2.89983800 | 5.82% |
| Andover Public Library | 0.64669200 | 1.30% |
| Metro Parks | 0.33806700 | 0.68% |
| Ash Co School Financing | 1.04306800 | 2.10% |
| Total | 49.78367400 | 100.00% |

Tax Distribution New Lyme Twp 36



| Subdivision | Total Res/Ag Eff Rate | % of total |
|-------------------------|------------------------------|-------------------|
| County | 7.59491800 | 15.41% |
| Jefferson Local Schools | 25.81588400 | 52.37% |
| A-Tech | 2.20181200 | 4.47% |
| New Lyme Twp | 8.42662500 | 17.09% |
| South Central Ambulance | 2.89983800 | 5.88% |
| Rock Creek Library | 0.97440300 | 1.98% |
| Metro Parks | 0.33806700 | 0.69% |
| Ash Co School Financing | 1.04306800 | 2.12% |
| Total | 49.29461500 | 100.00% |

Tax Distribution New Lyme Twp 37

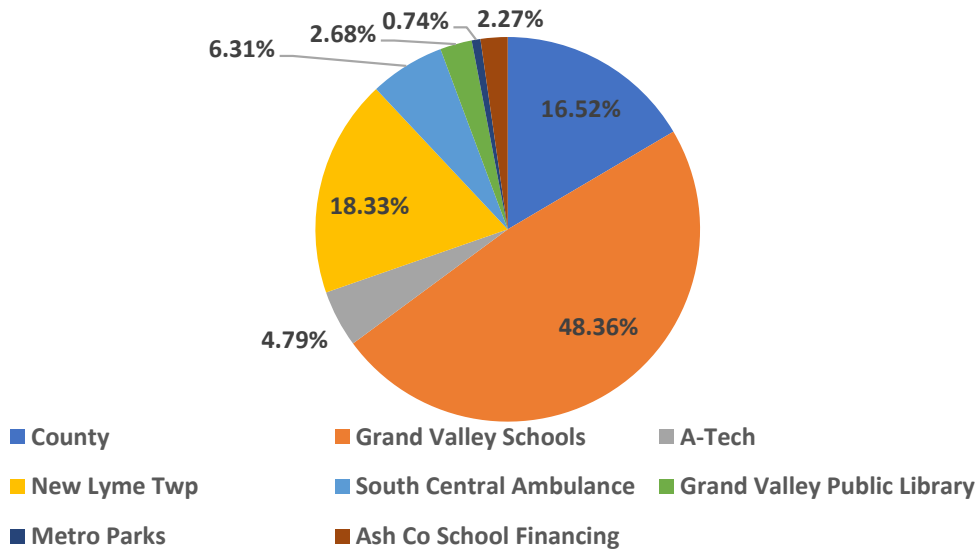


- County
- Jefferson Local Schools
- A-Tech
- New Lyme Twp
- South Central Ambulance
- Rock Creek Library
- Metro Parks
- Ash Co School Financing

New Lyme Township District 62

| Subdivision | Total Res/Ag Eff Rate | % of total |
|-----------------------------|-----------------------|----------------|
| County | 7.59491800 | 16.52% |
| Grand Valley Schools | 22.23168700 | 48.36% |
| A-Tech | 2.20181200 | 4.79% |
| New Lyme Twp | 8.42662500 | 18.33% |
| South Central Ambulance | 2.89983800 | 6.31% |
| Grand Valley Public Library | 1.23298200 | 2.68% |
| Metro Parks | 0.33806700 | 0.74% |
| Ash Co School Financing | 1.04306800 | 2.27% |
| Total | 45.96899700 | 100.00% |

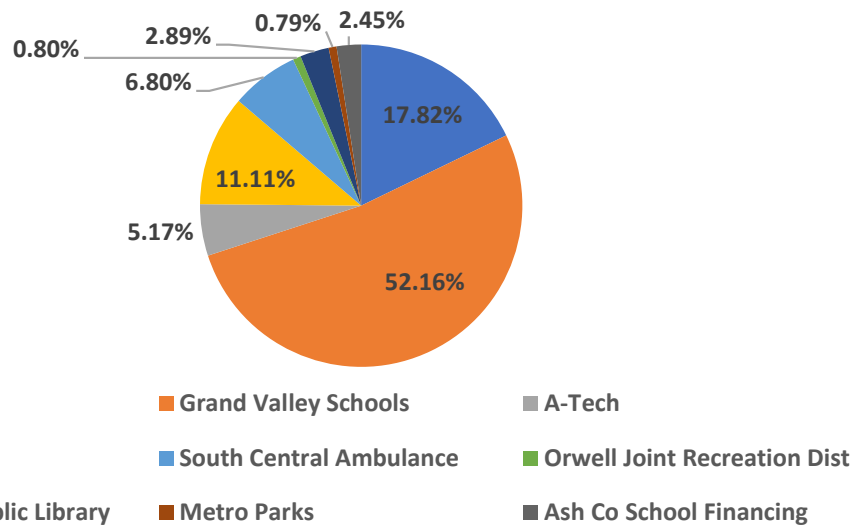
Tax Distribution New Lyme Twp 62



Orwell Township District 38

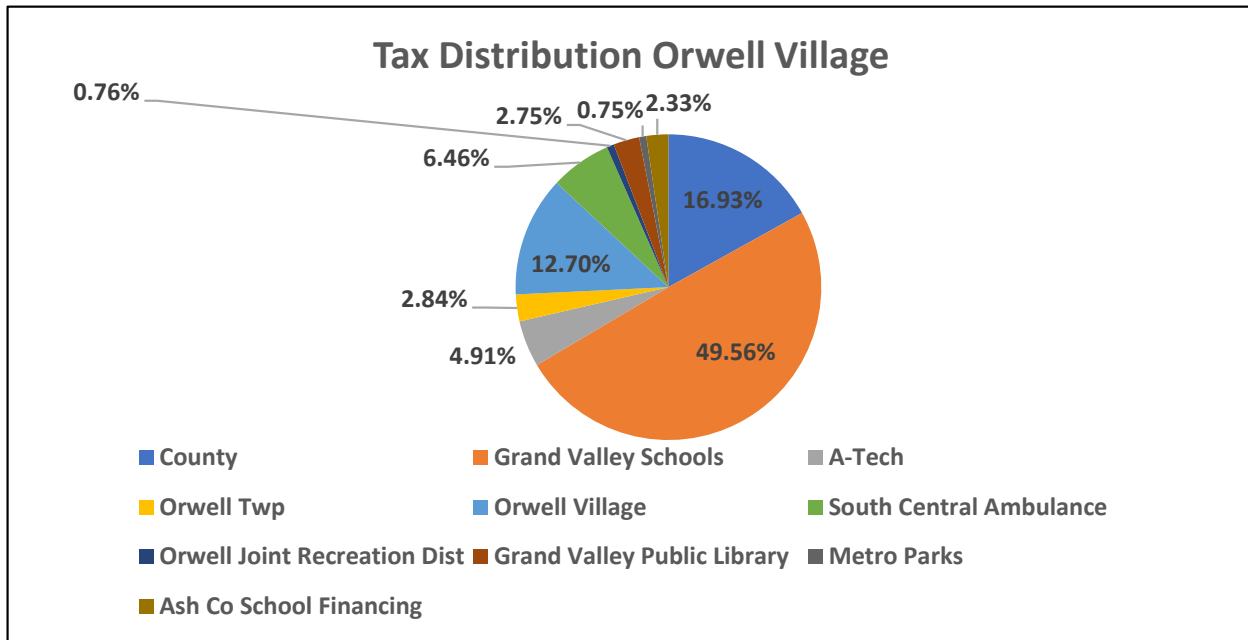
| Subdivision | Total Res/Ag Eff Rate | % of total |
|------------------------------|-----------------------|----------------|
| County | 7.59491800 | 17.82% |
| Grand Valley Schools | 22.23168700 | 52.16% |
| A-Tech | 2.20181200 | 5.17% |
| Orwell Twp | 4.73657400 | 11.11% |
| South Central Ambulance | 2.89983800 | 6.80% |
| Orwell Joint Recreation Dist | 0.34217100 | 0.80% |
| Grand Valley Public Library | 1.23298200 | 2.89% |
| Metro Parks | 0.33806700 | 0.79% |
| Ash Co School Financing | 1.04306800 | 2.45% |
| Total | 42.62111700 | 100.00% |

Tax Distribution Orwell Twp



Orwell Village District 39

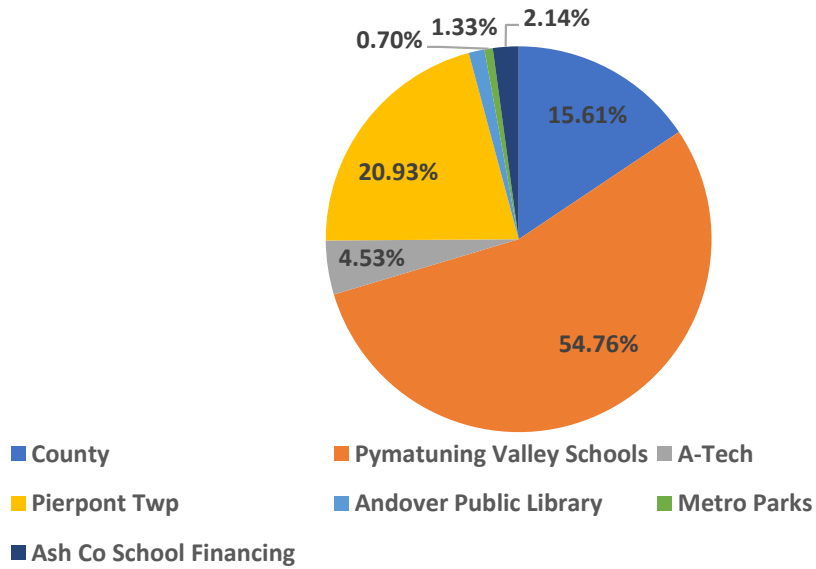
| Subdivision | Total Res/Ag Eff Rate | % of total |
|------------------------------|-----------------------|----------------|
| County | 7.59491800 | 16.93% |
| Grand Valley Schools | 22.23168700 | 49.56% |
| A-Tech | 2.20181200 | 4.91% |
| Orwell Twp | 1.27505300 | 2.84% |
| Orwell Village | 5.69798700 | 12.70% |
| South Central Ambulance | 2.89983800 | 6.46% |
| Orwell Joint Recreation Dist | 0.34217100 | 0.76% |
| Grand Valley Public Library | 1.23298200 | 2.75% |
| Metro Parks | 0.33806700 | 0.75% |
| Ash Co School Financing | 1.04306800 | 2.33% |
| Total | 44.85758300 | 100.00% |



Pierpont Township District 40

| Subdivision | Total Res/Ag Eff Rate | % of total |
|---------------------------|-----------------------|----------------|
| County | 7.59491800 | 15.61% |
| Pymatuning Valley Schools | 26.63265400 | 54.76% |
| A-Tech | 2.20181200 | 4.53% |
| Pierpont Twp | 10.18232800 | 20.93% |
| Andover Public Library | 0.64669200 | 1.33% |
| Metro Parks | 0.33806700 | 0.70% |
| Ash Co School Financing | 1.04306800 | 2.14% |
| Total | 48.63953900 | 100.00% |

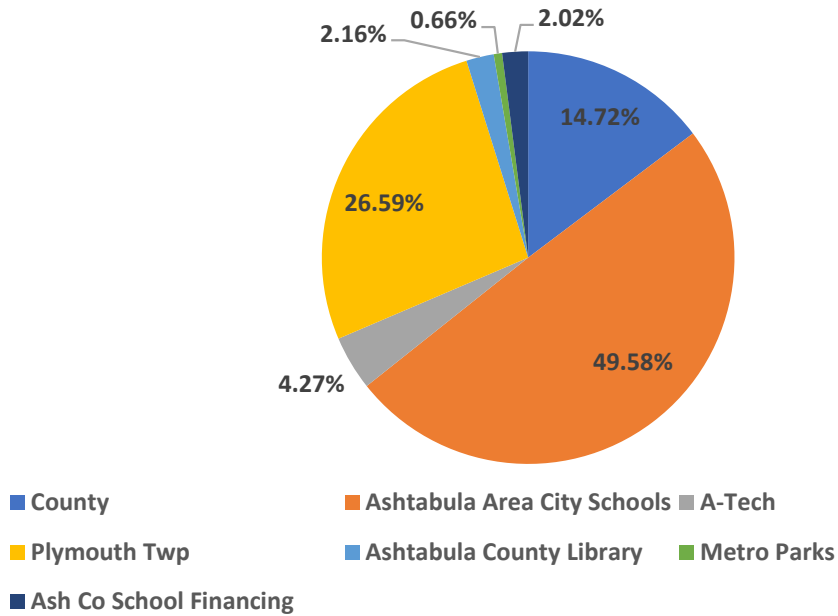
Tax Distribution Pierpont Twp



Plymouth Township District 42

| Subdivision | Total Res/Ag Eff Rate | % of total |
|-----------------------------|-----------------------|----------------|
| County | 7.59491800 | 14.72% |
| Ashtabula Area City Schools | 25.58042700 | 49.58% |
| A-Tech | 2.20181200 | 4.27% |
| Plymouth Twp | 13.71866800 | 26.59% |
| Ashtabula County Library | 1.11401200 | 2.16% |
| Metro Parks | 0.33806700 | 0.66% |
| Ash Co School Financing | 1.04306800 | 2.02% |
| Total | 51.59097200 | 100.00% |

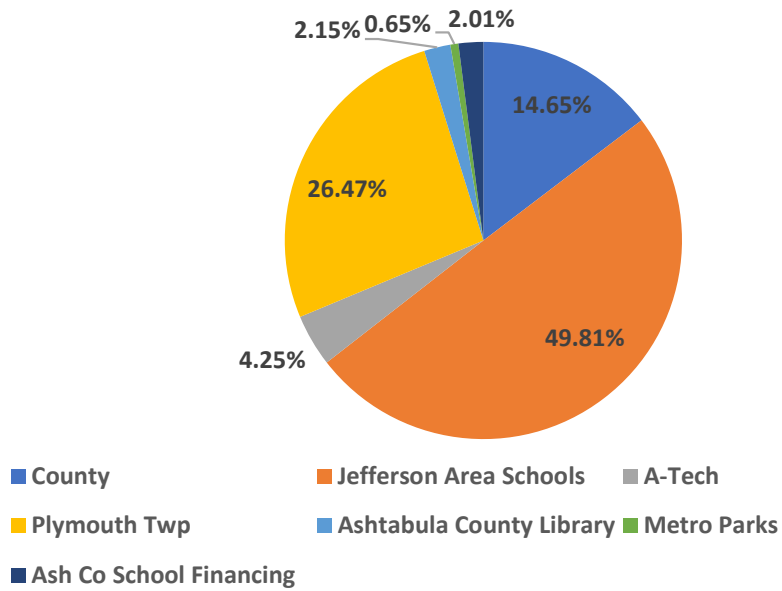
Tax Distribution Plymouth Twp 42



Plymouth Township District 43

| Subdivision | Total Res/Ag Eff Rate | % of total |
|--------------------------|-----------------------|----------------|
| County | 7.59491800 | 14.65% |
| Jefferson Area Schools | 25.81588400 | 49.81% |
| A-Tech | 2.20181200 | 4.25% |
| Plymouth Twp | 13.71866800 | 26.47% |
| Ashtabula County Library | 1.11401200 | 2.15% |
| Metro Parks | 0.33806700 | 0.65% |
| Ash Co School Financing | 1.04306800 | 2.01% |
| Total | 51.82642900 | 100.00% |

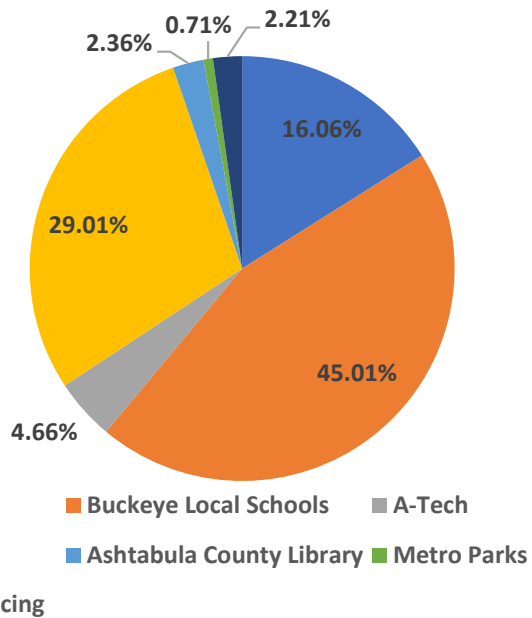
Tax Distribution Plymouth Twp 43



Plymouth Township District 63

| Subdivision | Total Res/Ag Eff Rate | % of total |
|--------------------------|-----------------------|----------------|
| County | 7.59491800 | 16.06% |
| Buckeye Local Schools | 21.28689600 | 45.01% |
| A-Tech | 2.20181200 | 4.66% |
| Plymouth Twp | 13.71866800 | 29.01% |
| Ashtabula County Library | 1.11401200 | 2.36% |
| Metro Parks | 0.33806700 | 0.71% |
| Ash Co School Financing | 1.04306800 | 2.21% |
| Total | 47.29744100 | 100.00% |

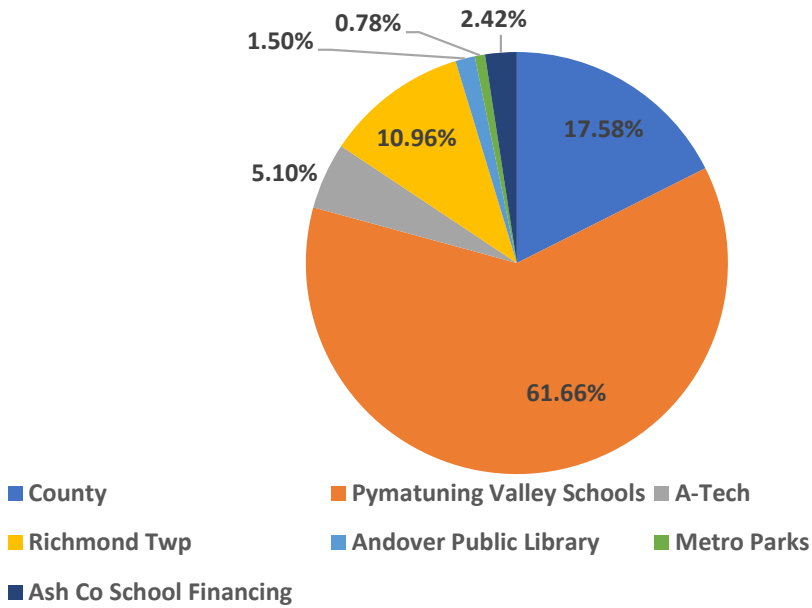
Tax Distribution Plymouth Twp 63



Richmond Township District 45

| Subdivision | Total Res/Ag Eff Rate | % of total |
|---------------------------|-----------------------|----------------|
| County | 7.59491800 | 17.58% |
| Pymatuning Valley Schools | 26.63265400 | 61.66% |
| A-Tech | 2.20181200 | 5.10% |
| Richmond Twp | 4.73390900 | 10.96% |
| Andover Public Library | 0.64669200 | 1.50% |
| Metro Parks | 0.33806700 | 0.78% |
| Ash Co School Financing | 1.04306800 | 2.42% |
| Total | 43.19112000 | 100.00% |

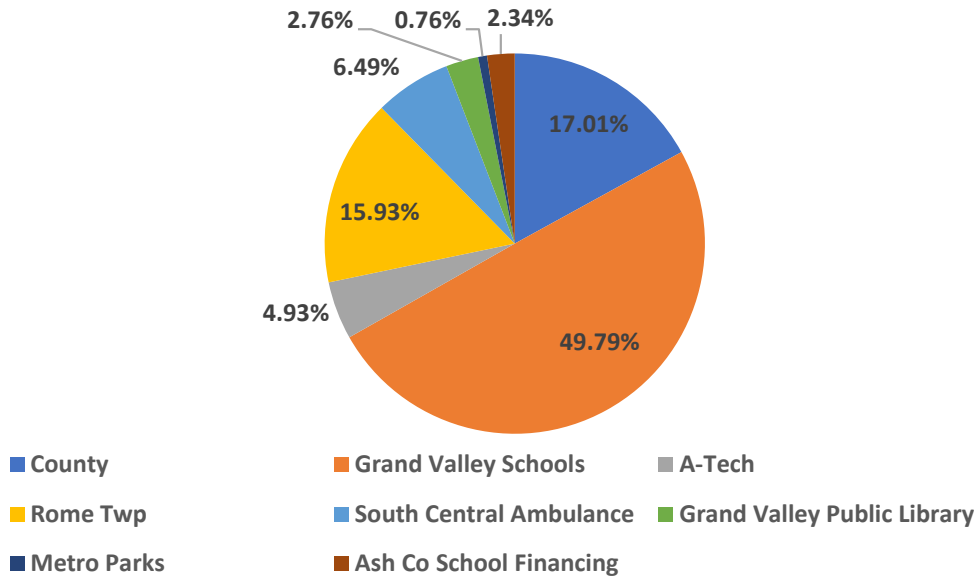
Tax Distribution Richmond Twp



Rome Township District 46

| Subdivision | Total Res/Ag Eff Rate | % of total |
|-----------------------------|-----------------------|----------------|
| County | 7.59491800 | 17.01% |
| Grand Valley Schools | 22.23168700 | 49.79% |
| A-Tech | 2.20181200 | 4.93% |
| Rome Twp | 7.11179100 | 15.93% |
| South Central Ambulance | 2.89983800 | 6.49% |
| Grand Valley Public Library | 1.23298200 | 2.76% |
| Metro Parks | 0.33806700 | 0.76% |
| Ash Co School Financing | 1.04306800 | 2.34% |
| Total | 44.65416300 | 100.00% |

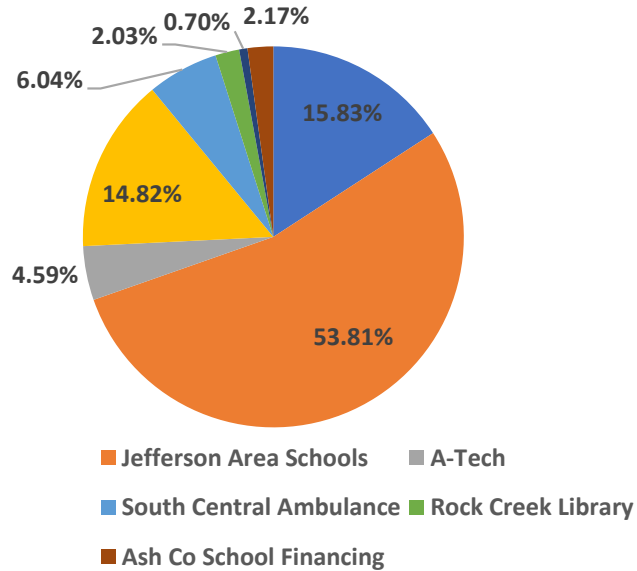
Tax Distribution Rome Twp 46



Rome Township District 47

| Subdivision | Total Res/Ag Eff Rate | % of total |
|-------------------------|-----------------------|----------------|
| County | 7.59491800 | 15.83% |
| Jefferson Area Schools | 25.81588400 | 53.81% |
| A-Tech | 2.20181200 | 4.59% |
| Rome Twp | 7.11179100 | 14.82% |
| South Central Ambulance | 2.89983800 | 6.04% |
| Rock Creek Library | 0.97440300 | 2.03% |
| Metro Parks | 0.33806700 | 0.70% |
| Ash Co School Financing | 1.04306800 | 2.17% |
| Total | 47.97978100 | 100.00% |

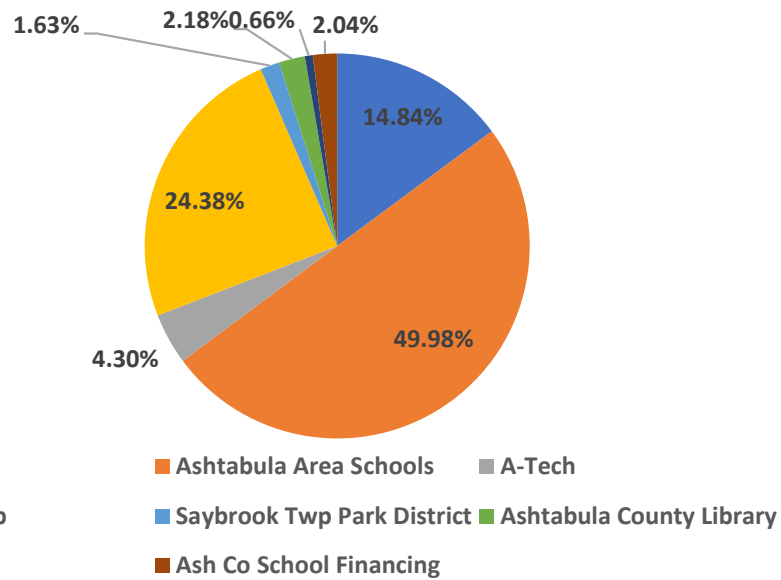
Tax Distribution Rome Twp 47



Saybrook Township District 48

| Subdivision | Total Res/Ag Eff Rate | % of total |
|----------------------------|-----------------------|----------------|
| County | 7.59491800 | 14.84% |
| Ashtabula Area Schools | 25.58042700 | 49.98% |
| A-Tech | 2.20181200 | 4.30% |
| Saybrook Twp | 12.47681000 | 24.38% |
| Saybrook Twp Park District | 0.83260400 | 1.63% |
| Ashtabula County Library | 1.11401200 | 2.18% |
| Metro Parks | 0.33806700 | 0.66% |
| Ash Co School Financing | 1.04306800 | 2.04% |
| Total | 51.18171800 | 100.00% |

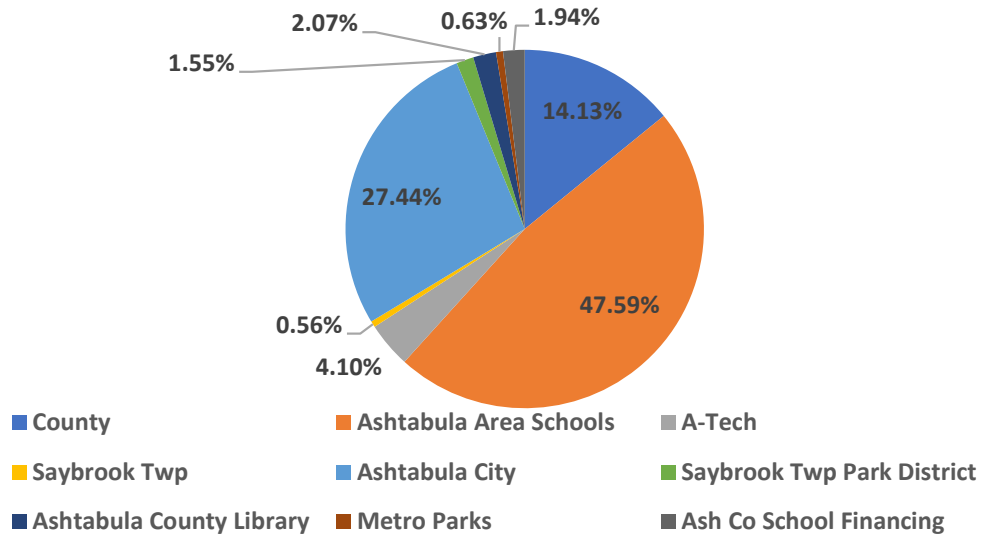
Tax Distribution Saybrook Twp 48



Saybrook Township District 49

| Subdivision | Total Res/Ag Eff Rate | % of total |
|----------------------------|-----------------------|----------------|
| County | 7.59491800 | 14.13% |
| Ashtabula Area Schools | 25.58042700 | 47.59% |
| A-Tech | 2.20181200 | 4.10% |
| Saybrook Twp | 0.30000000 | 0.56% |
| Ashtabula City | 14.75163600 | 27.44% |
| Saybrook Twp Park District | 0.83260400 | 1.55% |
| Ashtabula County Library | 1.11401200 | 2.07% |
| Metro Parks | 0.33806700 | 0.63% |
| Ash Co School Financing | 1.04306800 | 1.94% |
| Total | 53.75654400 | 100.00% |

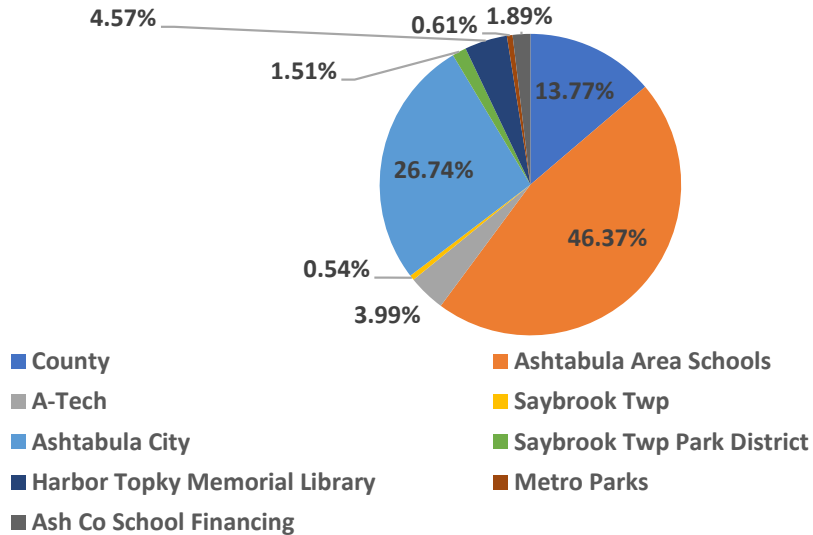
Tax Distribution Saybrook Twp 49



Saybrook Township District 50

| Subdivision | Total Res/Ag Eff Rate | % of total |
|-------------------------------|-----------------------|----------------|
| County | 7.59491800 | 13.77% |
| Ashtabula Area Schools | 25.58042700 | 46.37% |
| A-Tech | 2.20181200 | 3.99% |
| Saybrook Twp | 0.30000000 | 0.54% |
| Ashtabula City | 14.75163600 | 26.74% |
| Saybrook Twp Park District | 0.83260400 | 1.51% |
| Harbor Topky Memorial Library | 2.52168600 | 4.57% |
| Metro Parks | 0.33806700 | 0.61% |
| Ash Co School Financing | 1.04306800 | 1.89% |
| Total | 55.16421800 | 100.00% |

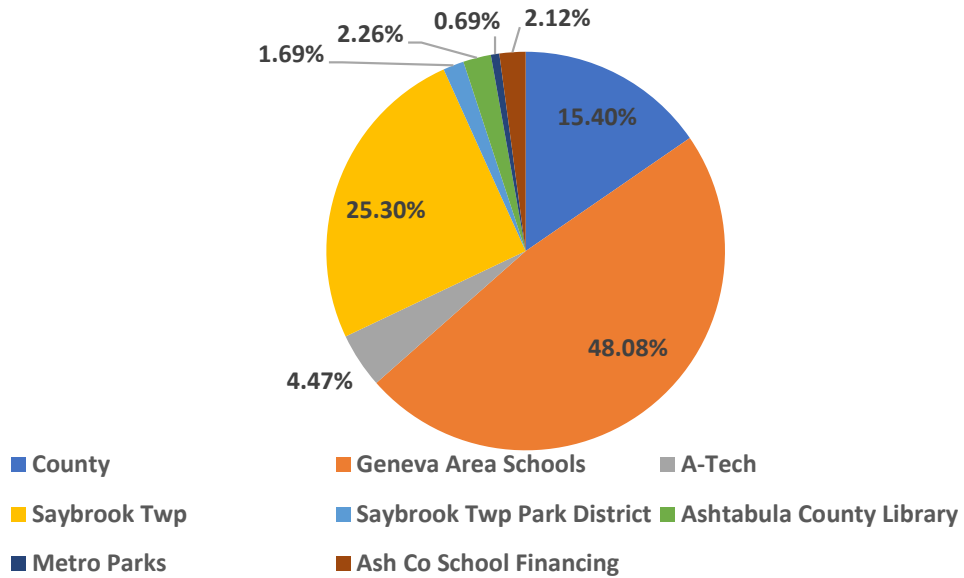
Tax Distribution Saybrook Twp 50



Saybrook Township District 51

| Subdivision | Total Res/Ag Eff Rate | % of total |
|----------------------------|-----------------------|----------------|
| County | 7.59491800 | 15.40% |
| Geneva Area Schools | 23.71137900 | 48.08% |
| A-Tech | 2.20181200 | 4.47% |
| Saybrook Twp | 12.47681000 | 25.30% |
| Saybrook Twp Park District | 0.83260400 | 1.69% |
| Ashtabula County Library | 1.11401200 | 2.26% |
| Metro Parks | 0.33806700 | 0.69% |
| Ash Co School Financing | 1.04306800 | 2.12% |
| Total | 49.31267000 | 100.00% |

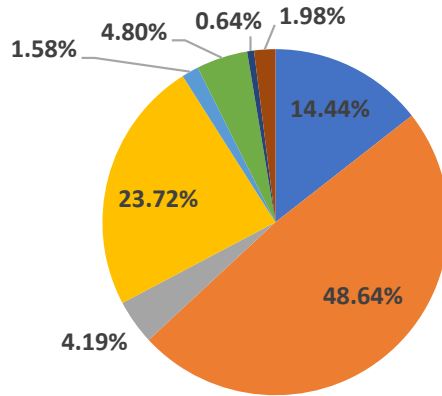
Tax Distribution Saybrook Twp 51



Saybrook Township District 71

| Subdivision | Total Res/Ag Eff Rate | % of total |
|-------------------------------|-----------------------|----------------|
| County | 7.59491800 | 14.44% |
| Ashtabula Area Schools | 25.58042700 | 48.64% |
| A-Tech | 2.20181200 | 4.19% |
| Saybrook Twp | 12.47681000 | 23.72% |
| Saybrook Twp Park District | 0.83260400 | 1.58% |
| Harbor Topky Memorial Library | 2.52168600 | 4.80% |
| Metro Parks | 0.33806700 | 0.64% |
| Ash Co School Financing | 1.04306800 | 1.98% |
| Total | 52.58939200 | 100.00% |

Tax Distribution Saybrook Twp 71

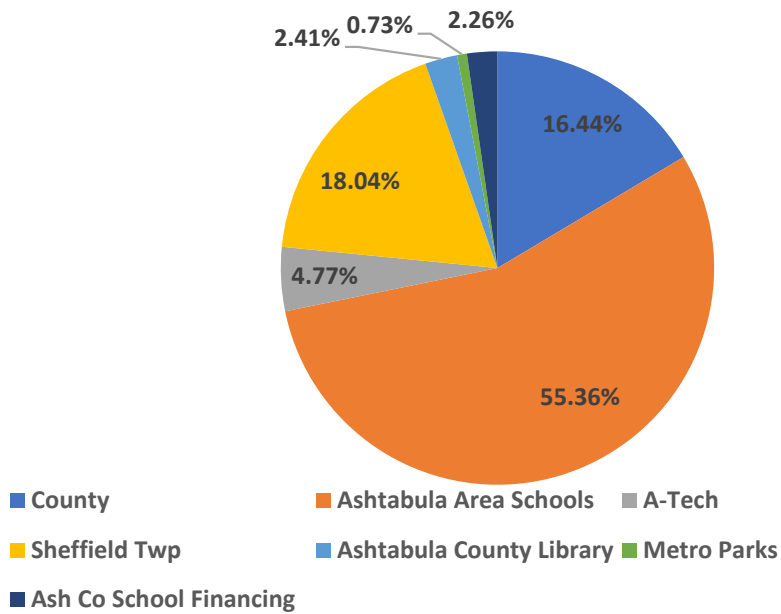


- County
- Ashtabula Area Schools
- A-Tech
- Saybrook Twp
- Saybrook Twp Park District
- Harbor Topky Memorial Library
- Metro Parks
- Ash Co School Financing

Sheffield Township District 52

| Subdivision | Total Res/Ag Eff Rate | % of total |
|--------------------------|-----------------------|----------------|
| County | 7.59491800 | 16.44% |
| Ashtabula Area Schools | 25.58042700 | 55.36% |
| A-Tech | 2.20181200 | 4.77% |
| Sheffield Twp | 8.33410400 | 18.04% |
| Ashtabula County Library | 1.11401200 | 2.41% |
| Metro Parks | 0.33806700 | 0.73% |
| Ash Co School Financing | 1.04306800 | 2.26% |
| Total | 46.20640800 | 100.00% |

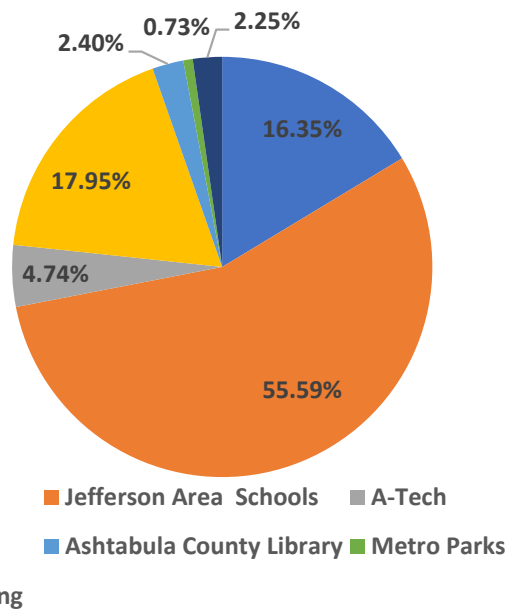
Tax Distribution Sheffield Twp 52



Sheffield Township District 53

| Subdivision | Total Res/Ag Eff Rate | % of total |
|--------------------------|-----------------------|----------------|
| County | 7.59491800 | 16.35% |
| Jefferson Area Schools | 25.81588400 | 55.59% |
| A-Tech | 2.20181200 | 4.74% |
| Sheffield Twp | 8.33410400 | 17.95% |
| Ashtabula County Library | 1.11401200 | 2.40% |
| Metro Parks | 0.33806700 | 0.73% |
| Ash Co School Financing | 1.04306800 | 2.25% |
| Total | 46.44186500 | 100.00% |

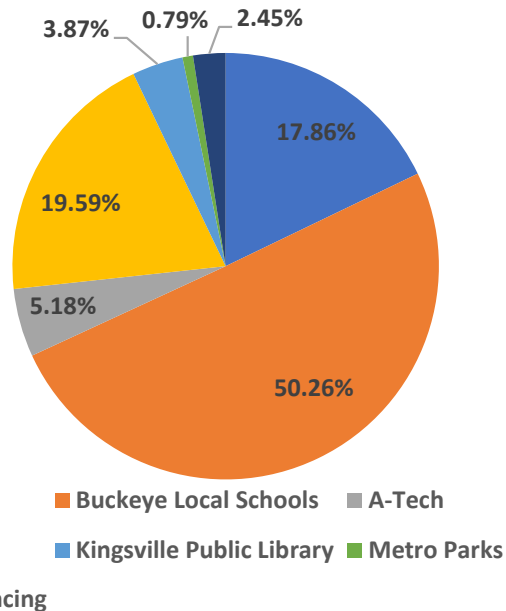
Tax Distribution Sheffield Twp 53



Sheffield Township District 54

| Subdivision | Total Res/Ag Eff Rate | % of total |
|---------------------------|-----------------------|----------------|
| County | 7.59491800 | 17.86% |
| Buckeye Local Schools | 21.37689600 | 50.26% |
| A-Tech | 2.20181200 | 5.18% |
| Sheffield Twp | 8.33410400 | 19.59% |
| Kingsville Public Library | 1.64652200 | 3.87% |
| Metro Parks | 0.33806700 | 0.79% |
| Ash Co School Financing | 1.04306800 | 2.45% |
| Total | 42.53538700 | 100.00% |

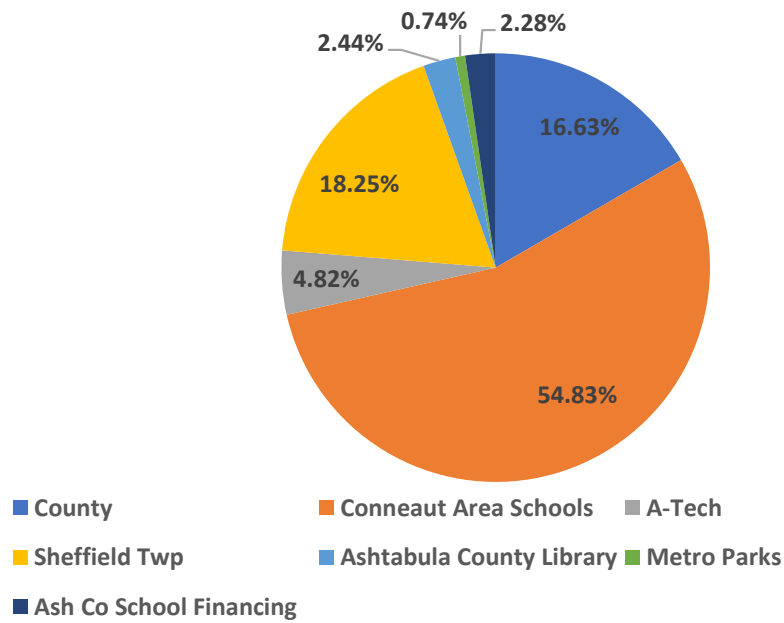
Tax Distribution Sheffield Twp 54



Sheffield Township District 55

| Subdivision | Total Res/Ag Eff Rate | % of total |
|--------------------------|-----------------------|----------------|
| County | 7.59491800 | 16.63% |
| Conneaut Area Schools | 25.03872000 | 54.83% |
| A-Tech | 2.20181200 | 4.82% |
| Sheffield Twp | 8.33410400 | 18.25% |
| Ashtabula County Library | 1.11401200 | 2.44% |
| Metro Parks | 0.33806700 | 0.74% |
| Ash Co School Financing | 1.04306800 | 2.28% |
| Total | 45.66470100 | 100.00% |

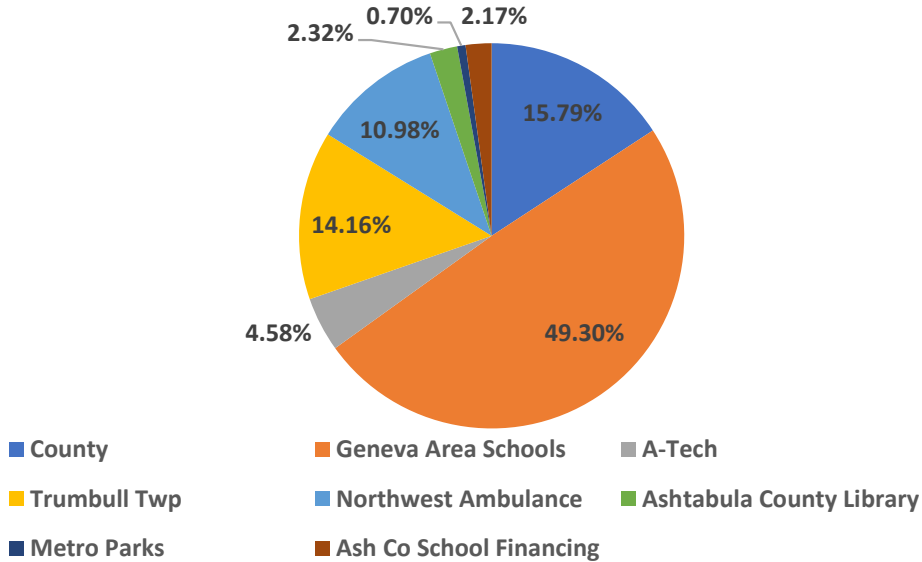
Tax Distribution Sheffield Twp 55



Trumbull Township District 57

| Subdivision | Total Res/Ag Eff Rate | % of total |
|--------------------------|-----------------------|----------------|
| County | 7.59491800 | 15.79% |
| Geneva Area Schools | 23.71137900 | 49.30% |
| A-Tech | 2.20181200 | 4.58% |
| Trumbull Twp | 6.81342300 | 14.16% |
| Northwest Ambulance | 5.28374700 | 10.98% |
| Ashtabula County Library | 1.11401200 | 2.32% |
| Metro Parks | 0.33806700 | 0.70% |
| Ash Co School Financing | 1.04306800 | 2.17% |
| Total | 48.10042600 | 100.00% |

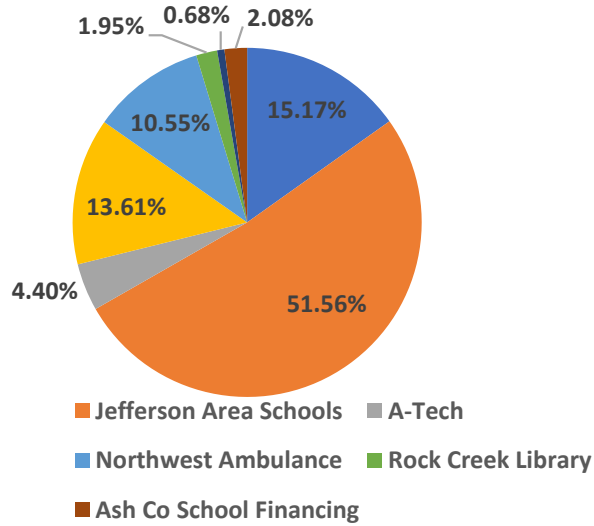
Tax Distribution Trumbull Twp 57



Trumbull Township District 58

| Subdivision | Total Res/Ag Eff Rate | % of total |
|-------------------------|-----------------------|----------------|
| County | 7.59491800 | 15.17% |
| Jefferson Area Schools | 25.81588400 | 51.56% |
| A-Tech | 2.20181200 | 4.40% |
| Trumbull Twp | 6.81342300 | 13.61% |
| Northwest Ambulance | 5.28374700 | 10.55% |
| Rock Creek Library | 0.97440300 | 1.95% |
| Metro Parks | 0.33806700 | 0.68% |
| Ash Co School Financing | 1.04306800 | 2.08% |
| Total | 50.06532200 | 100.00% |

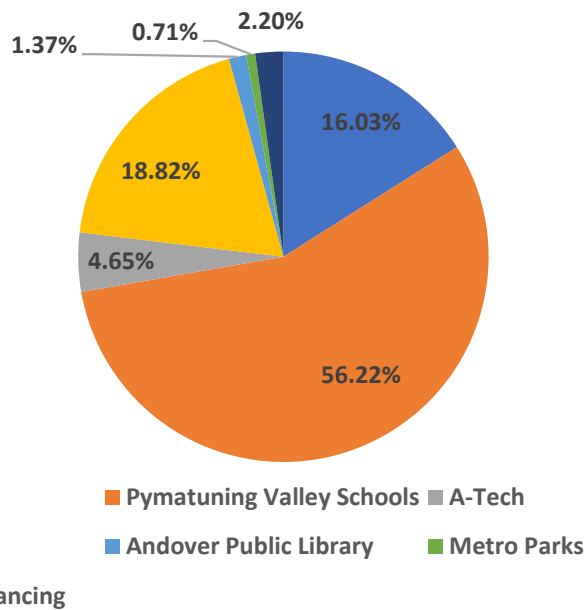
Tax Distribution Trumbull Twp 58



Wayne Township District 59

| Subdivision | Total Res/Ag Eff Rate | % of total |
|---------------------------|-----------------------|----------------|
| County | 7.59491800 | 16.03% |
| Pymatuning Valley Schools | 26.63265400 | 56.22% |
| A-Tech | 2.20181200 | 4.65% |
| Wayne Twp | 8.91660400 | 18.82% |
| Andover Public Library | 0.64669200 | 1.37% |
| Metro Parks | 0.33806700 | 0.71% |
| Ash Co School Financing | 1.04306800 | 2.20% |
| Total | 47.37381500 | 100.00% |

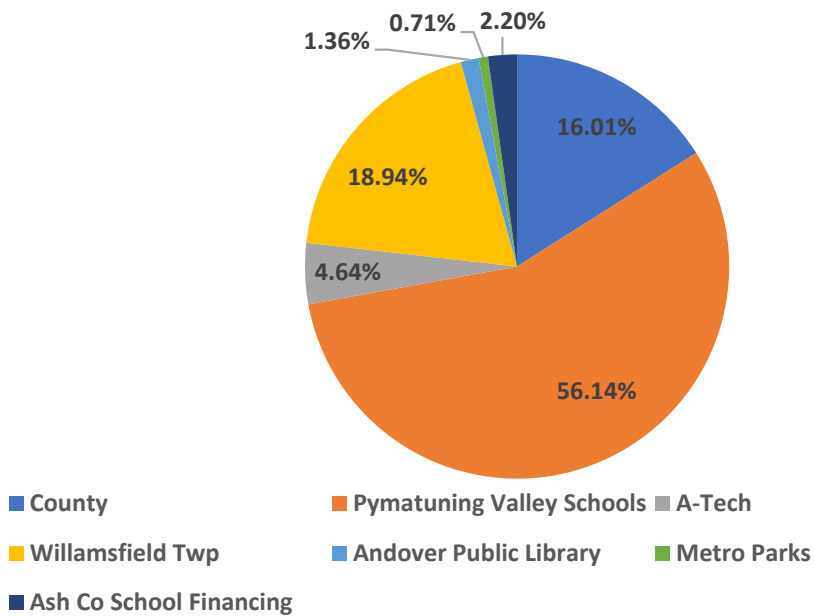
Tax Distribution Wayne Twp



Williamsfield Township District 60

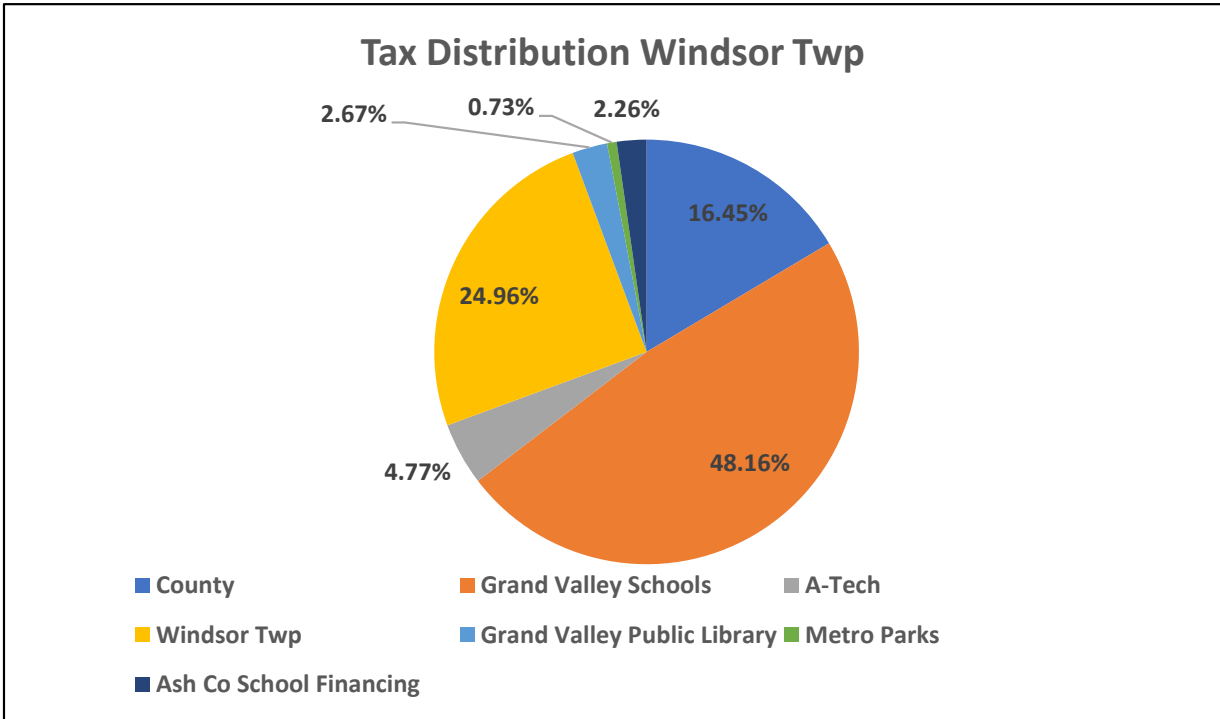
| Subdivision | Total Res/Ag Eff Rate | % of total |
|---------------------------|-----------------------|----------------|
| County | 7.59491800 | 16.01% |
| Pymatuning Valley Schools | 26.63265400 | 56.14% |
| A-Tech | 2.20181200 | 4.64% |
| Williamsfield Twp | 8.98574100 | 18.94% |
| Andover Public Library | 0.64669200 | 1.36% |
| Metro Parks | 0.33806700 | 0.71% |
| Ash Co School Financing | 1.04306800 | 2.20% |
| Total | 47.44295200 | 100.00% |

Tax Distribution Williamsfield Twp



Windsor Township District 61

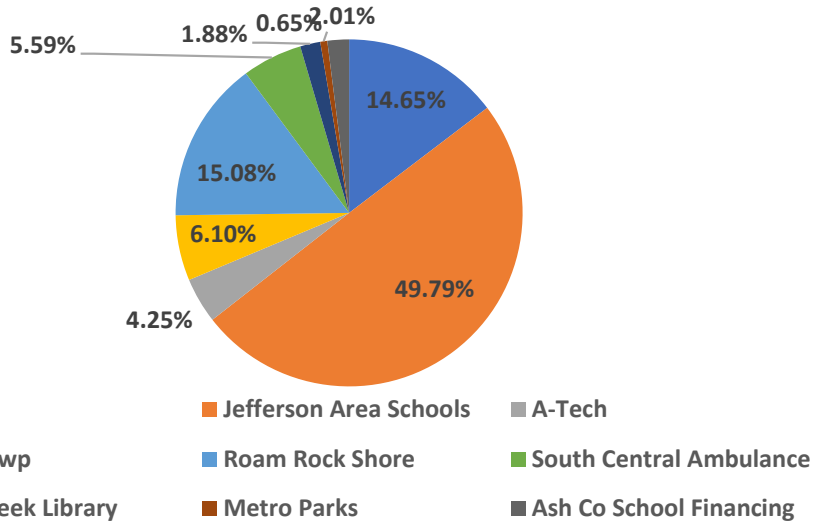
| Subdivision | Total Res/Ag Eff Rate | % of total |
|-----------------------------|-----------------------|----------------|
| County | 7.59491800 | 16.45% |
| Grand Valley Schools | 22.23168700 | 48.16% |
| A-Tech | 2.20181200 | 4.77% |
| Windsor Twp | 11.52153500 | 24.96% |
| Grand Valley Public Library | 1.23298200 | 2.67% |
| Metro Parks | 0.33806700 | 0.73% |
| Ash Co School Financing | 1.04306800 | 2.26% |
| Total | 46.16406900 | 100.00% |



Roaming Rock Shores District 66

| Subdivision | Total Res/Ag Eff Rate | % of total |
|-------------------------|-----------------------|----------------|
| County | 7.59491800 | 14.65% |
| Jefferson Area Schools | 25.81588400 | 49.79% |
| A-Tech | 2.20181200 | 4.25% |
| Rome Twp | 3.16280900 | 6.10% |
| Roam Rock Shore | 7.81969900 | 15.08% |
| South Central Ambulance | 2.89983800 | 5.59% |
| Rock Creek Library | 0.97440300 | 1.88% |
| Metro Parks | 0.33806700 | 0.65% |
| Ash Co School Financing | 1.04306800 | 2.01% |
| Total | 51.85049800 | 100.00% |

Tax Distribution Roaming Rock Shores Village



Roaming Shores District 67

| Subdivision | Total Res/Ag Eff Rate | % of total |
|-----------------------------|-----------------------|----------------|
| County | 7.59491800 | 15.65% |
| Grand Valley Schools | 22.23168700 | 45.82% |
| A-Tech | 2.20181200 | 4.54% |
| Rome Twp | 3.16280900 | 6.52% |
| Roam Rock Shore | 7.81969900 | 16.11% |
| South Central Ambulance | 2.89983800 | 5.98% |
| Grand Valley Public Library | 1.23298200 | 2.54% |
| Metro Parks | 0.33806700 | 0.70% |
| Ash Co School Financing | 1.04306800 | 2.15% |
| Total | 48.52488000 | 100.00% |

Tax Distribution Roaming Shores 67

